

# Barudan

HIGH SPEED AUTOMATIC EMBROIDERY MACHINE

MODEL

**BENSH-YN/YSS-S**  
**BENRH-YN/YSS-S**

## PARTS LIST

### BARUDAN CO., LTD.

20 Tsukagoshi Josuiji,  
Ichinomiya-city, Aichi-pref., Japan  
TEL (81) 586-76-1137 FAX (81) 586-77-1499  
<http://www.barudan.co.jp/>

製造元 **株式会社 バルダン**

〒491-0004 愛知県一宮市定水寺塚越20番地  
TEL (0586) 76-1137(代) FAX (0586) 77-1499  
<http://www.barudan.co.jp/>

発売元 **株式会社 ビーサス**

〒491-0004 愛知県一宮市大字定水寺字赤本田25番地  
TEL (0586) 77-3959(代) FAX (0586) 77-6979

B E N S H - Y N / Y S - S  
B E N R H - Y N / Y S - S  
HIGH SPEED AUTOMATIC EMBROIDERY MACHINE  
高速自動刺繍マシン

C O N T E N T S

目 次

Machine layout (BENSH-YN-S)  
配置図 (BENSH-YN-S)

- 00 Table・Frame  
テーブル・フレーム
- 01A Head・Bed A  
ヘッド・ベッドA
- 01B Head・Bed B  
ヘッド・ベッドB
- 02A Thread cut A  
糸切りA
- 02B Thread cut B  
糸切りB
- 02C Thread cut C  
糸切りC
- 02D Thread cut D  
糸切りD
- 03A Take up lever A  
天秤A
- 03B Take up lever B  
天秤B
- 04A Needle bar A  
針棒A
- 04B Needle bar B  
針棒B
- 04C Needle bar C  
針棒C
- 05 Jump  
ジャンプ
- 06A-1 Thread guide A (Standard)(YN)  
糸道A (標準) (YN)
- 06A-2 Thread guide A (Standard)(YS)  
糸道A (標準) (YS)

06B-1 Thread guide B (Lower thread sensorium)(YN)  
糸道B (下糸検知) (YN)

06B-2 Thread guide B (Lower thread sensorium)(YS)  
糸道B (下糸検知) (YS)

07A Color change A  
色換えA

07B Color change B  
色換えB

08A Drive A  
駆動 A

08B Drive B  
駆動 B

10A Pantograph drive A  
枠駆動A

10B Pantograph drive B  
枠駆動B

10C Pantograph drive C  
枠駆動C

10D Pantograph drive D  
枠駆動D

10E Pantograph drive E  
枠駆動E

10F Pantograph drive F  
枠駆動F

10G Pantograph drive G  
枠駆動G

11A-1 Control A (NS)  
制御A (NS)

11A-2 Control A (NR)  
制御A (NR)

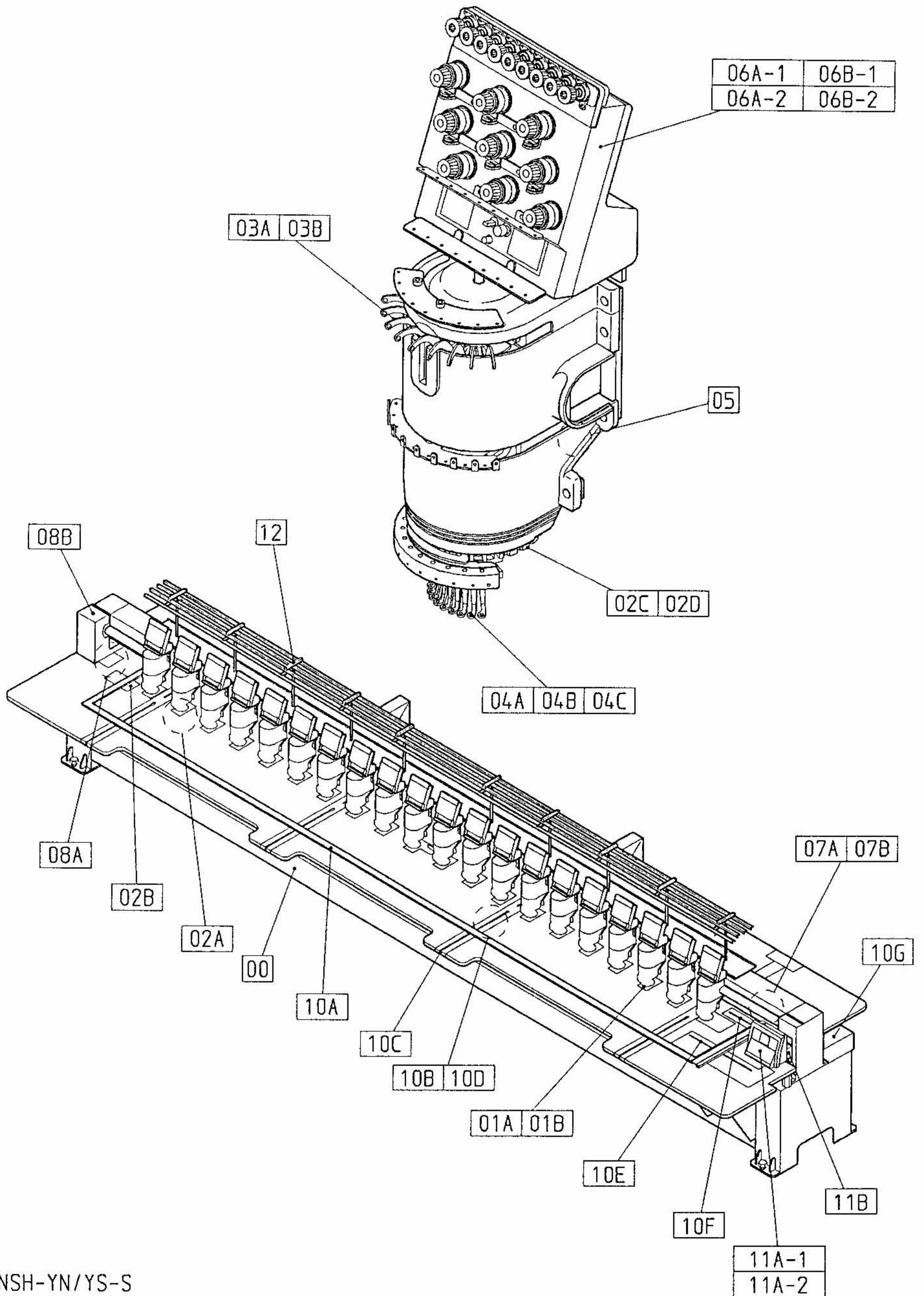
11B Control B  
制御B

12 Accessories  
付属品

INDEX  
索引

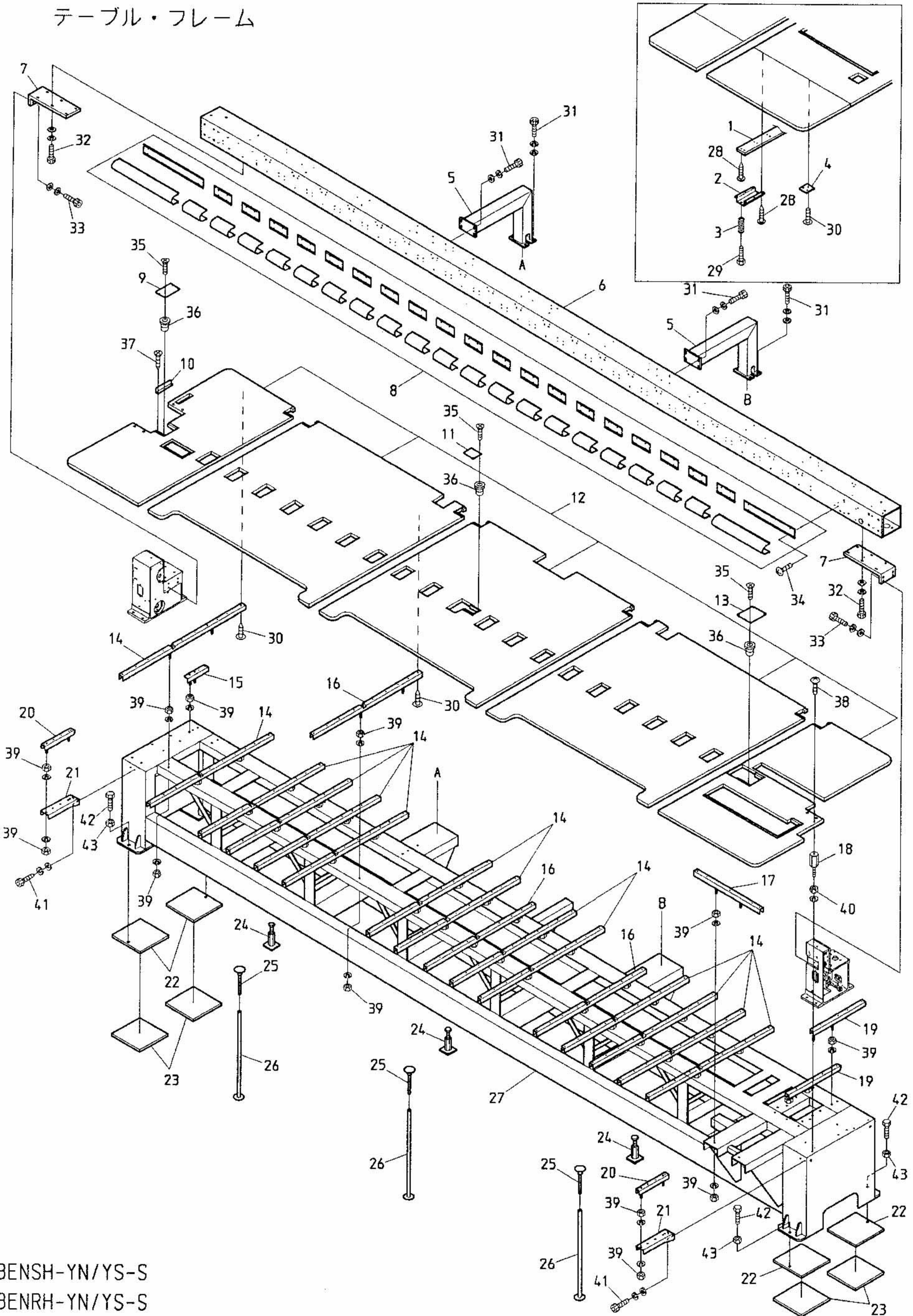
Machine layout (BENSH-YN-S)

配置図 (BENSH-YN-S)



BENSH-YN/YS-S  
BENRH-YN/YS-S

00 Table・Frame  
 テーブル・フレーム



BENSH-YN/YS-S  
 BENRH-YN/YS-S

## 00 Table・Frame

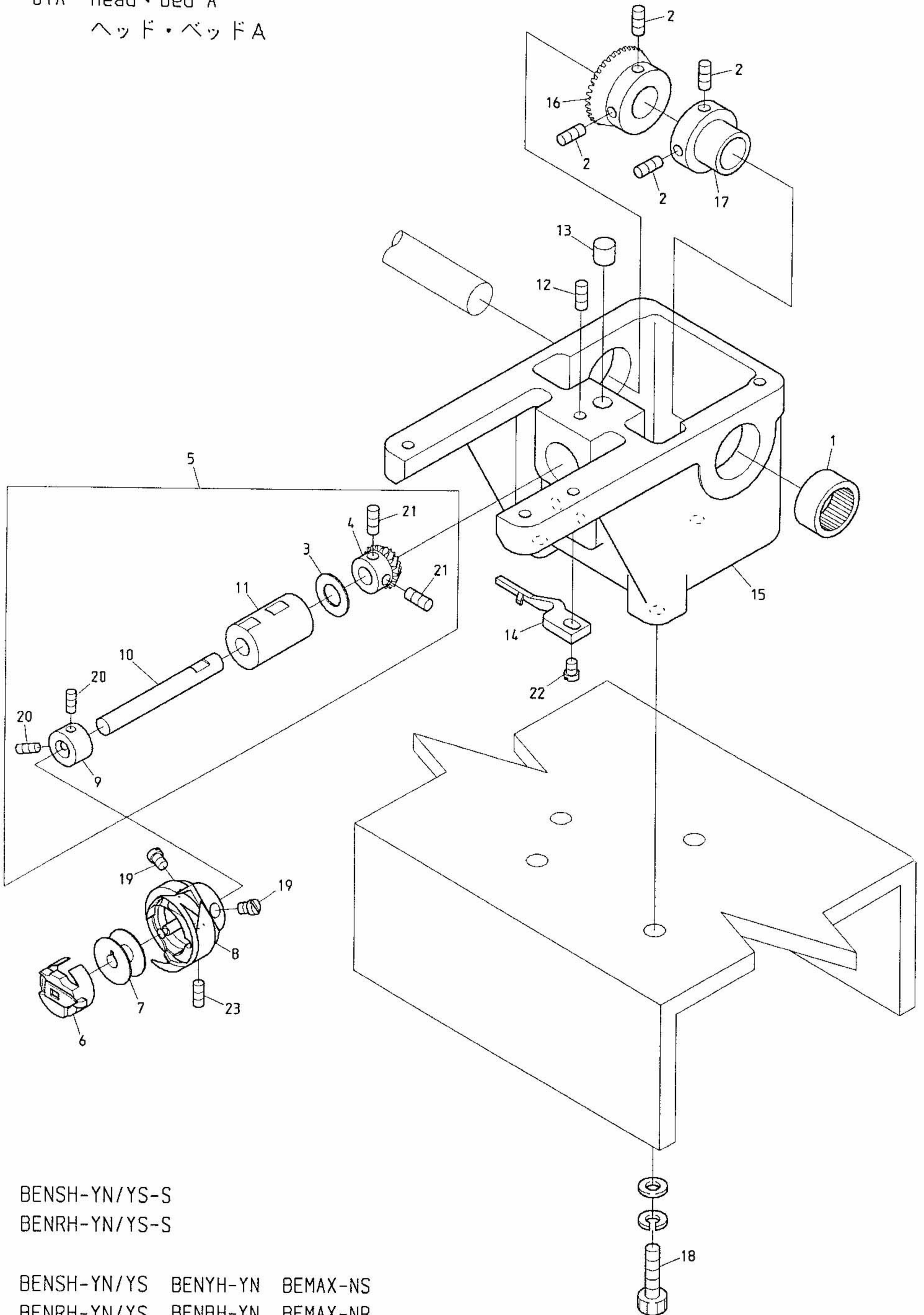
(\* Depends on machine type)

## テーブル・フレーム

(\*は機種によって異なる)

ITEM	LIST No.	DESCRIPTION	部品名	Q'TY	NOTE
1	HP14010085	Table support (H-stroke 850)	テーブル支エ (Hストローク 850用)	1	* H-stroke 750 or more
2	HP140090	Table support	テーブル支エサポート		* H-stroke 750 or more
3	HH140940	Table support slacken stopper spring	テーブルサポート緩ミ止メバネ		* H-stroke 750 or more
4	HP141090	Removable table support	脱着テーブルサポート		* H-stroke 750 or more
5	RF13000060	Bridge support H-stroke 600	ブリッジ支え Hストローク 600	2	*
6	1ERF20300500Z	Bridge	ブリッジ	1	*
7	HP130021	Bridge support	ブリッジ受け	2	
8	1SRF20300500Z	Shaft cover mogol NSH-20S P=300	シャフトカバーモール NSH-20S P=300		*
9	HP321110	Lower shaft connecting coupling cover	下軸連結カップリングカバー	1	
10	HV310030	Bearing cover	軸受カバー	1	
11	HP321120	Bearing cover	軸受カバー	1	
12	1CRF20300500DZ2	Table (NSH-20S, 600×300/500)	テーブル (NSH-20S, 600×300/500)	1	*
13	RF250090	Position coder servise cover	ポジションコーダサービスカバー	1	
14	HP141130	Table support 1310L	テーブル受け 1310L	14	
15	HH140260	Table support 215L	テーブル受け 215L	1	*
16	HH140481	Table support 1160L	テーブル受け 1160L	3	*
17	RF140020	Table support 700L	テーブル受け 700L	1	
18	HP140170	Table support bolt	テーブル受けボルト	1	
19	RF140010	Table support 550L	テーブル受け 550L	2	2 rails 2本レール
20	HP140111	Table support 310L	テーブル受け 310L	2	*
21	HP140120	Table support bracket	テーブル受けブラケット	2	2 rails 2本レール
22	HP120030	Base plate (200×200×t1)	ベースプレート (200×200×t1)	4	
23	HV720010	Base pad	ベースパッド	4	
24	HP120020	M16 middle jack bolt	M16 中間ジャッキボルト	6	
25	A9012213	Level adjuster (C-1275-A-4)	レベルアジャスター (C-1275-A-4)	5	H-stroke 750 or more
26	WW140070	Table holder	テーブル支エ	5	H-stroke 750 or more
27	1ARF20300500DZ1	Frame (NSH-20S, 600×300/500)	フレーム (NSH-20S, 600×300/500)	1	*
28		Wood screw $\phi 5.1 \times 25$	十字穴付丸木ネジ $\phi 5.1 \times 25$		
29		Hex. bolt M8×25	六角ボルト M8×25		* H-stroke 750 or more
30		Pierce screw $\phi 5 \times 23$	十字穴付ピアスビス $\phi 5 \times 23$		
31		Hex. socket bolt M8×25 (With washers)	六角穴付ボルト M8×25 (平座金 バネ座金付)		
32		Hex. socket bolt M10×30 (With washers)	六角穴付ボルト M10×30 (平座金 バネ座金付)		
33		Hex. socket bolt M10×40 (With washers)	六角穴付ボルト M10×40 (平座金 バネ座金付)		
34		Truss screw M5×10	十字穴付トラス小ネジ M5×10		
35		Flush screw M4×8 (Under cut)	十字穴付皿小ネジ M4×8 (アンダーカット)		
36		Rag nut (C) M4	鬼目ナット (C) M4		
37		Flush screw $\phi 3.8 \times 25$	十字穴付皿小ネジ $\phi 3.8 \times 25$		
38		Truss screw M6×35	十字穴付トラス小ネジ M6×35		
39		Hex. nut M10 (With plain washer)	六角ナット M10 (平座金付)		
40		Hex. nut M8 (With plain washer)	六角ナット M8 (平座金付)		
41		Hex. socket bolt M8×20 (With washers)	六角穴付ボルト M8×20 (平座金 バネ座金付)		
42		Hex. bolt M20×65	六角ボルト M20×65		
43		Hex. nut M20	六角ナット M20		

01A Head・Bed A  
 ヘッド・ベッドA



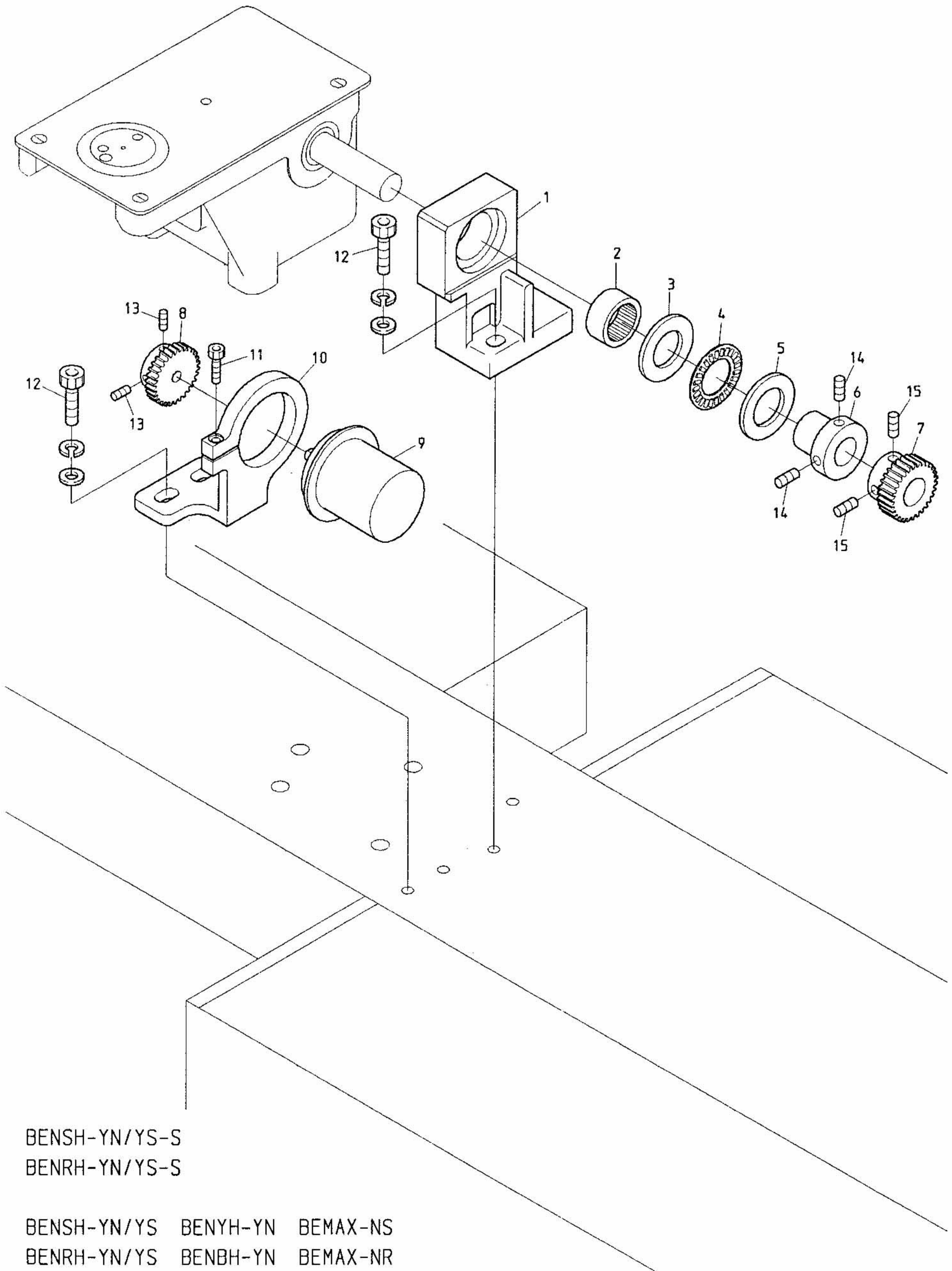
BENSH-YN/YS-S  
 BENRH-YN/YS-S

BENSH-YN/YS    BENYH-YN    BEMAX-NS  
 BENRH-YN/YS    BENBH-YN    BEMAX-NR





01B Head • Bed B  
 ヘッド・ベッドB

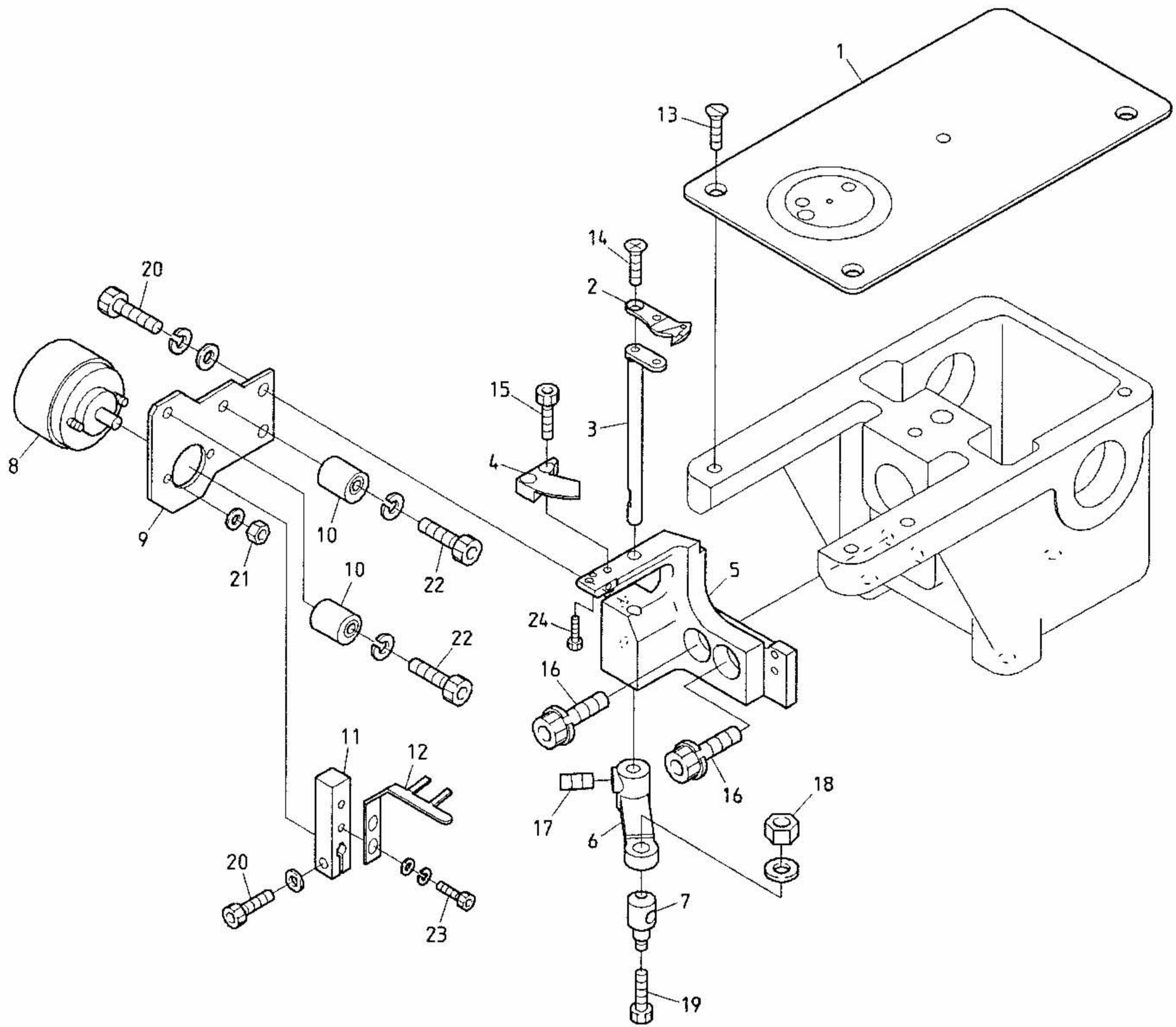


BENSH-YN/YS-S  
 BENRH-YN/YS-S

BENSH-YN/YS    BENYH-YN    BEMAX-NS  
 BENRH-YN/YS    BENBH-YN    BEMAX-NR



02A Thread cut A  
糸切りA

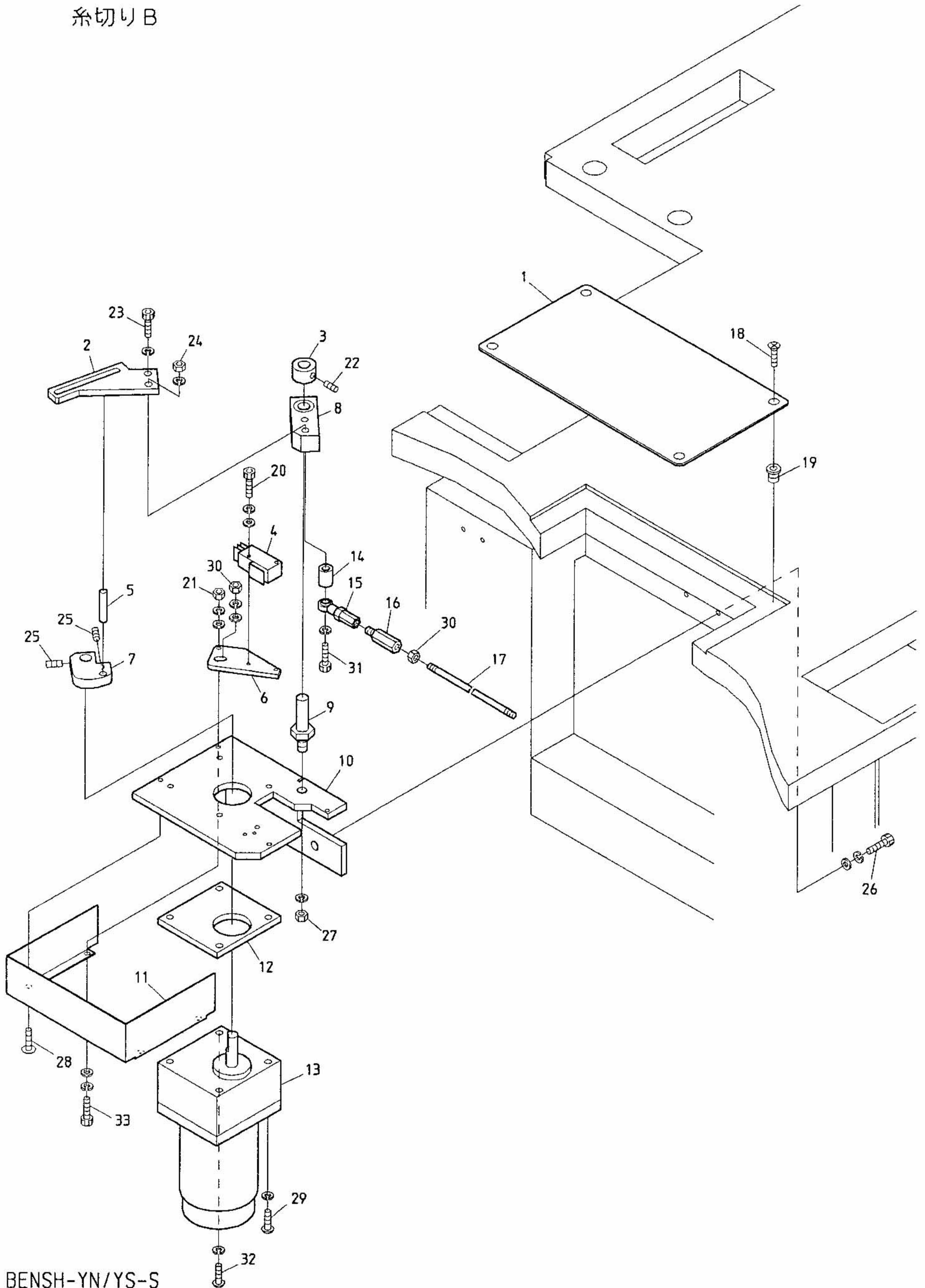


BENSH-YN/YS-S  
BENRH-YN/YS-S

BENSH-YN/YS    BENYH-YN    BEMAX-NS  
BENRH-YN/YS    BENBH-YN    BEMAX-NR



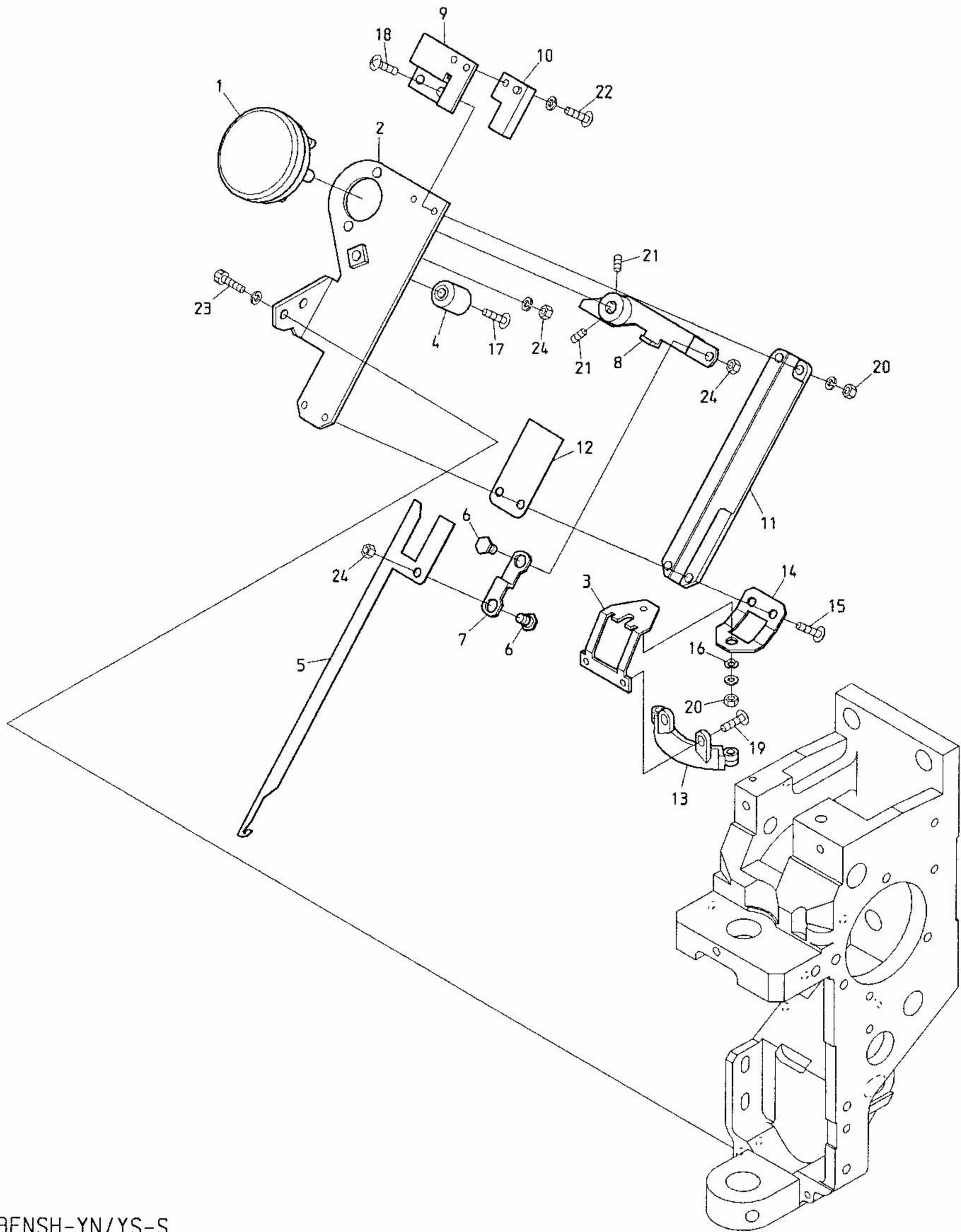
02B Thread cut B  
糸切りB



BENSH-YN/YS-S  
BENRH-YN/YS-S



02C Thread cut C  
糸切りC



BENSH-YN/YS-S

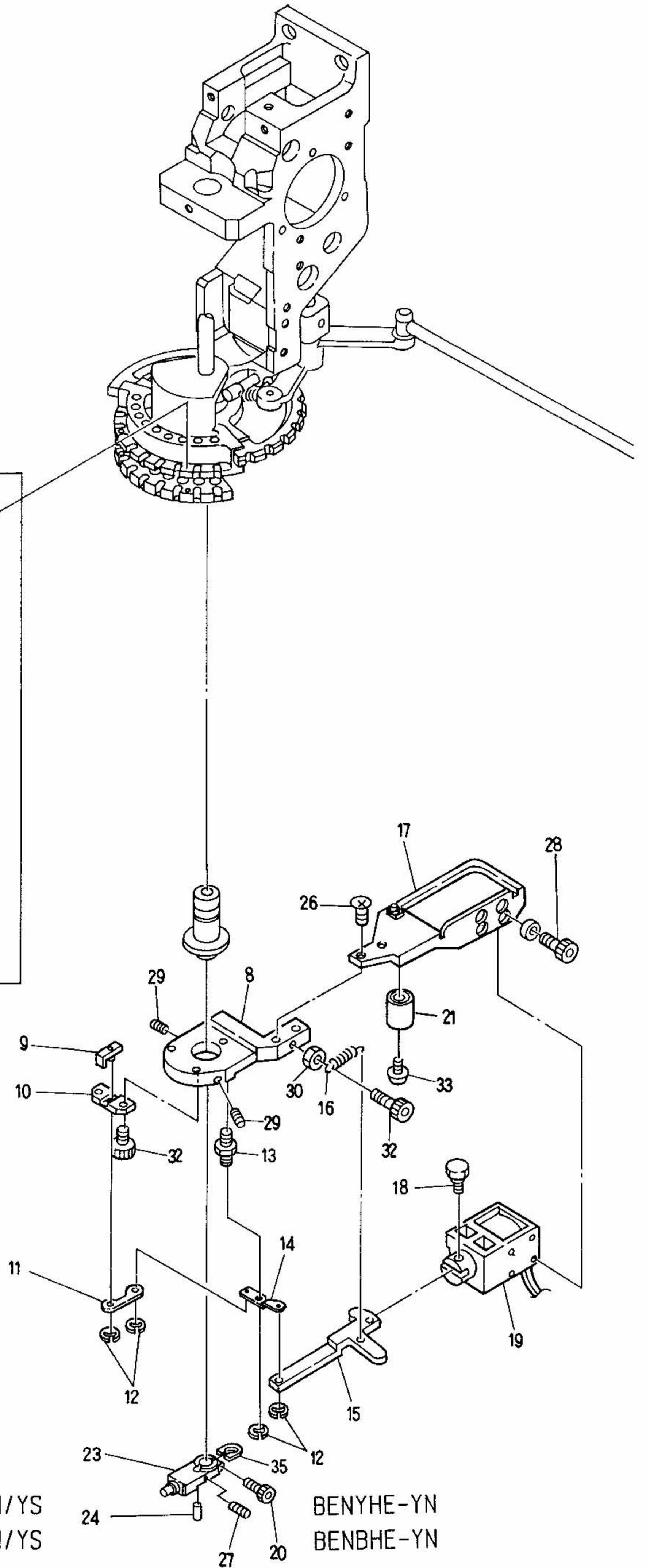
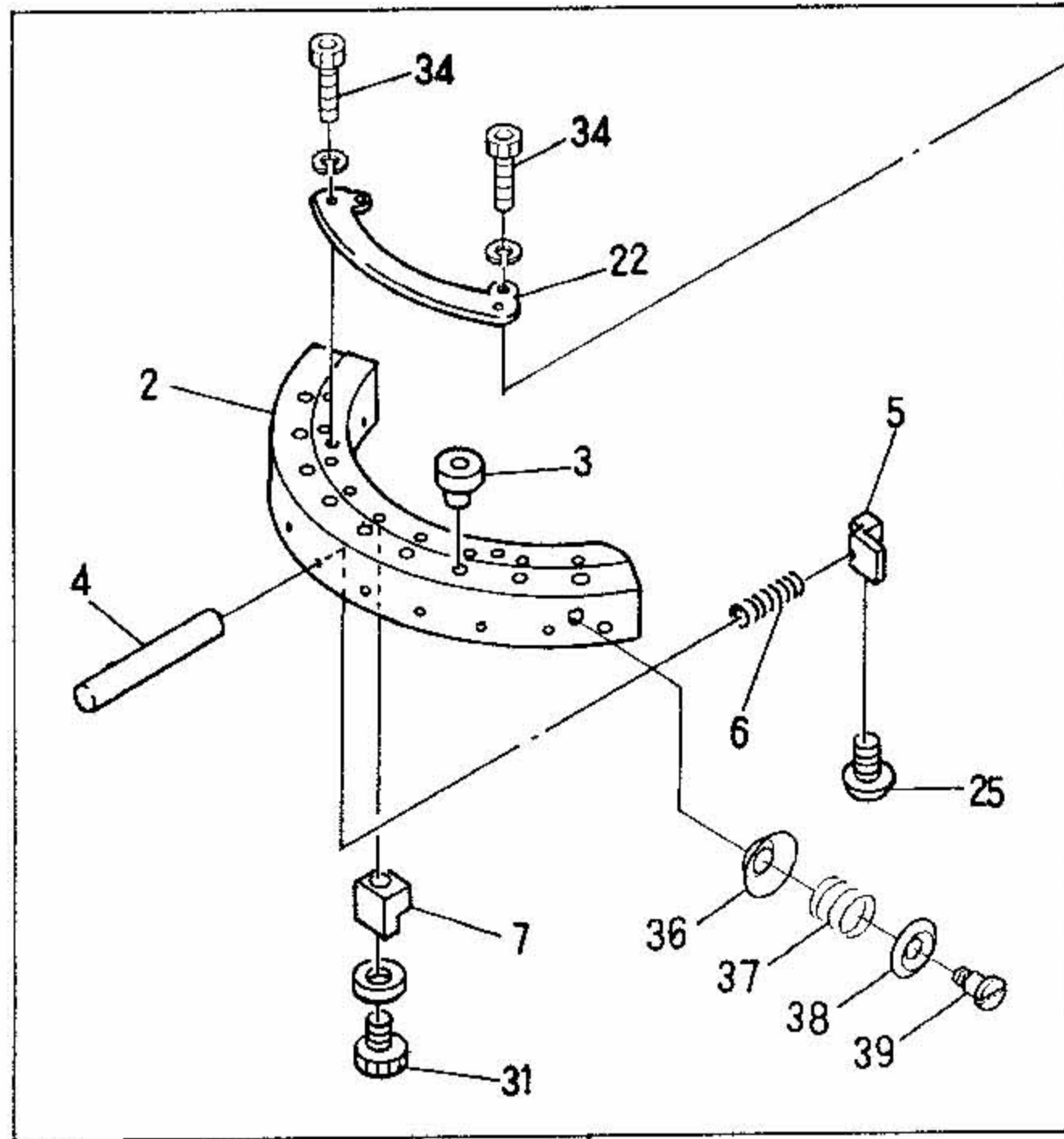
BENRH-YN/YS-S

BENSH-YN/YS    BENYH-YN    BENSHE-YN/YS    BENYHE-YN  
 BENRH-YN/YS    BENBH-YN    BENRHE-YN/YS    BENBHE-YN





02D Thread cut D  
糸切りD



BENSH-YN/YS-S  
BENRH-YN/YS-S

BENSH-YN/YS    BENYH-YN    BENSHE-YN/YS  
BENRH-YN/YS    BENBH-YN    BENRHE-YN/YS

BENYHE-YN  
BENBHE-YN

## 0 2 D Thread cut D

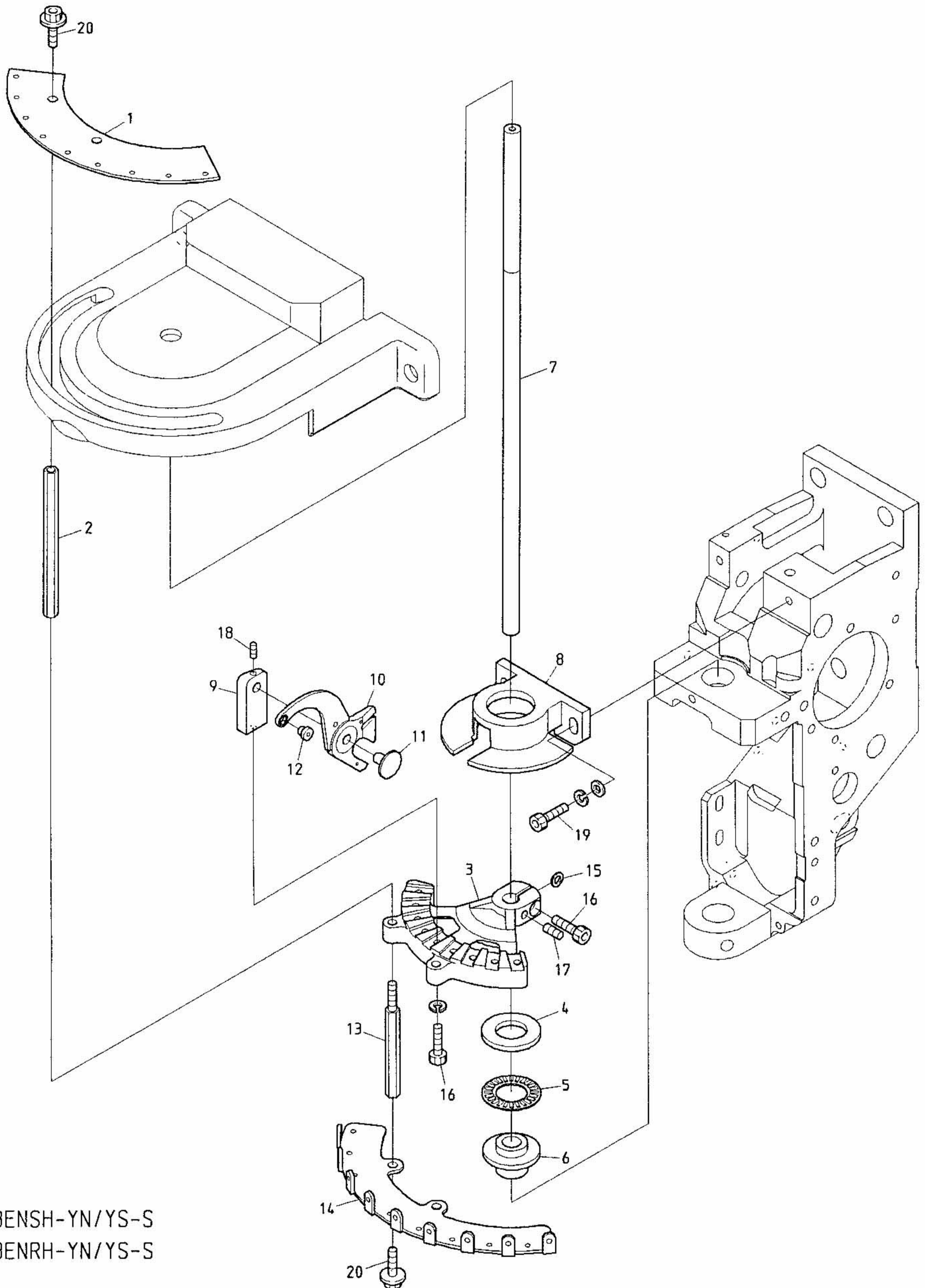
(H=Head Q'TY)

## 糸切りD

(H=頭数)

ITEM	LIST No.	DESCRIPTION	部品名	Q'TY	NOTE
1	HT 2 7 0 0 3 0	Thread support apron a'ssy (YN)	糸保持エプロンa'ssy (YN)	H×1	
2	HT 2 7 0 0 0 1	Thread support apron (YN)	糸保持エプロン (YN)	H×1	
3	KF 2 3 0 5 8 2	Thread way guide (For thread support apron)	糸道ガイド (糸保持エプロン用)	H×9	
4	HT 2 7 0 0 4 0	Thread support shaft	糸保持軸	H×9	
5	HT 2 7 0 0 2 1	Thread support clamp	糸保持クランプ	H×9	
6	KC 2 7 0 2 7 1	Support spring	保持バネ	H×9	
7	KC 2 7 0 2 9 2	Thread support block	糸保持ブロック	H×9	
8	KL 2 7 0 0 0 0	Fixing base	取付ベース	H×1	
9	HT 2 7 0 1 2 0	Thread support slider	糸保持スライダ	H×1	
10	HT 2 7 0 1 0 0	Slide base	スライドベース	H×1	
11	HT 2 7 0 0 8 0	Drive plate	駆動プレート	H×1	
12	A 9 0 1 2 0 5 6	E-ring φ3	E型止め輪 φ3	H×4	
13	KL 2 7 0 0 4 0	Lever rotary shaft	レバー回転軸	H×1	
14	HT 2 7 0 0 9 0	Solenoid lever	ソレノイドレバー	H×1	
15	KL 2 7 0 0 6 0	Lever connecting plate	レバー連結プレート	H×1	
16	KL 2 7 0 5 2 0	Return spring	リターンスプリング	H×1	
17	KL 2 7 0 0 7 0	Solenoid stay	ソレノイドステー	H×1	
18	KC 2 7 0 1 0 1	Solenoid pin	ソレノイドピン	H×1	
19	A 9 0 5 6 0 1 3	Keep solenoid (TDS-K10SL)	キープソレノイド (TDS-K10SL)	H×1	
20	HT 2 7 0 6 4 0	Drive shaft fixing clamp bolt	駆動軸固定締めボルト	H×1	
21	KN 2 7 2 4 0 0	Stopper eccentric	ストッパーエキセン	H×1	
22	HT 2 7 0 0 1 0	Thread support apron fixing stay	糸保持エプロン取付ステー	H×1	
23	HT 2 3 0 3 6 1	Drive shaft fixing plate	駆動軸固定プレート	H×1	
24	HT 2 7 0 3 5 0	Thread guard disk fixing pin	糸掛け皿固定ピン	H×1	
25	HT 2 7 0 0 6 2	Thread support clamp set screw M3×4	糸保持クランプ止めネジ M3×4	H×9	
26		Flush screw M4×8	十字穴付皿小ネジ M4×8		
27		Set screw M3×5	セットネジ M3×5		
28		Hex. socket bolt M3×6	六角穴付ボルト M3×6		
29		Hex. socket set screw M4×8	六角穴付止めネジ M4×8		
30		Hex. nut M4	六角ナット M4		
31		Hex. socket bolt M3×10 (With plain washer)	六角穴付ボルト M3×10 (平座金付)		
32		Hex. socket bolt M4×8	六角穴付ボルト M4×8		
33		Truss screw M4×16	十字穴付トラス小ネジ M4×16		
34		Hex. socket bolt (Plating) M3×6 (With spring washer)	六角穴付ボルト (メッキ) M3×6 (バネ座金付)	H×4	
35	HT 2 3 0 8 3 0	Washer for drive shaft fixing plate	駆動軸固定プレート用ワッシャー	H×1	
36	KF 2 5 0 2 2 0	Thread guard disk	糸掛け皿	H×2	
37	KF 2 5 0 2 4 1	Thread hook support spring	糸止めバネ	H×2	
38	KF 2 5 0 2 3 1	Thread guard spring pressure	糸掛けバネ押エ	H×2	
39	KF 2 5 0 2 5 0	Thread hook shaft screw	糸止め軸ネジ	H×2	

03A Take up lever A  
 天秤A

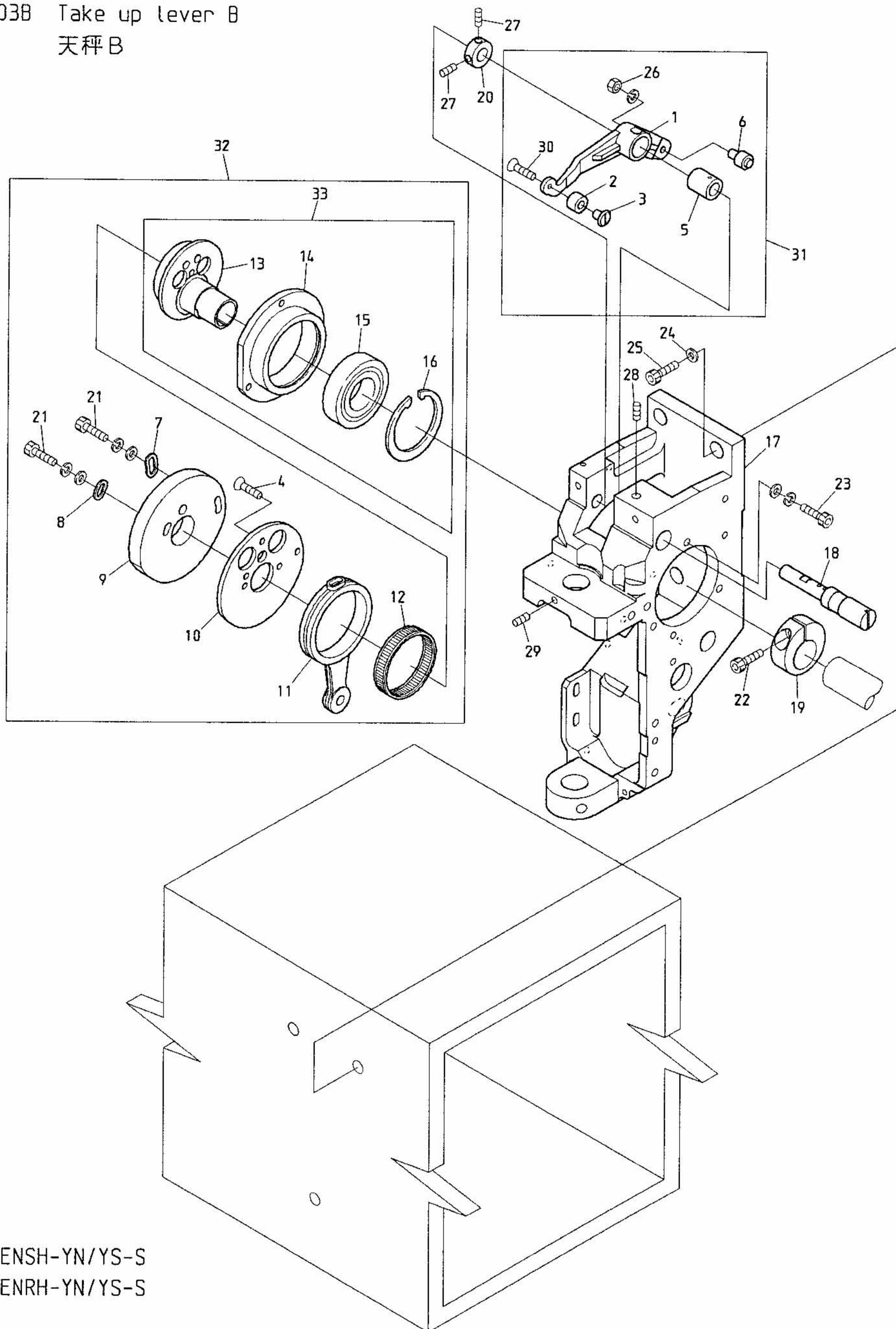


BENSH-YN/YS-S  
 BENRH-YN/YS-S

BENSH-YN/YS    BENYH-YN    BENSHE-YN/YS    BENYHE-YN  
 BENRH-YN/YS    BENBH-YN    BENRHE-YN/YS    BENBHE-YN



03B Take up lever B  
 天秤B

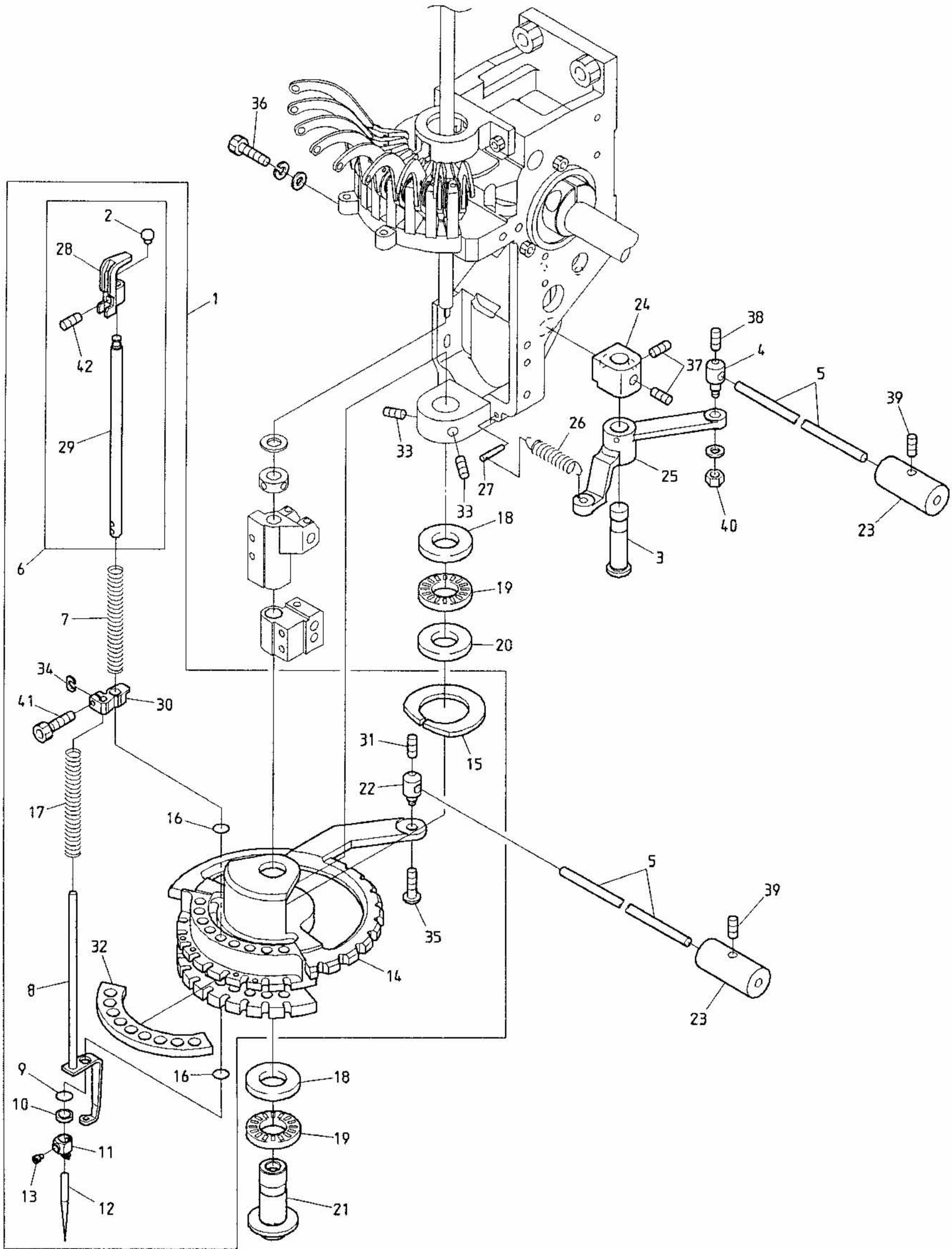


BENSH-YN/YS-S  
 BENRH-YN/YS-S

BENSH-YN/YS    BENYH-YN    BENSHE-YN/YS    BENYHE-YN  
 BENRH-YN/YS    BENBH-YN    BENRHE-YN/YS    BENBHE-YN



04A Needle bar A  
針棒A



BENSH-YN/YS-S  
BENRH-YN/YS-S

BENSH-YN/YS    BENYH-YN    BENSHE-YN/YS    BENYHE-YN  
BENRH-YN/YS    BENBH-YN    BENRHE-YN/YS    BENBHE-YN

## 0 4 A Needle bar A

(H=Head Q'TY)

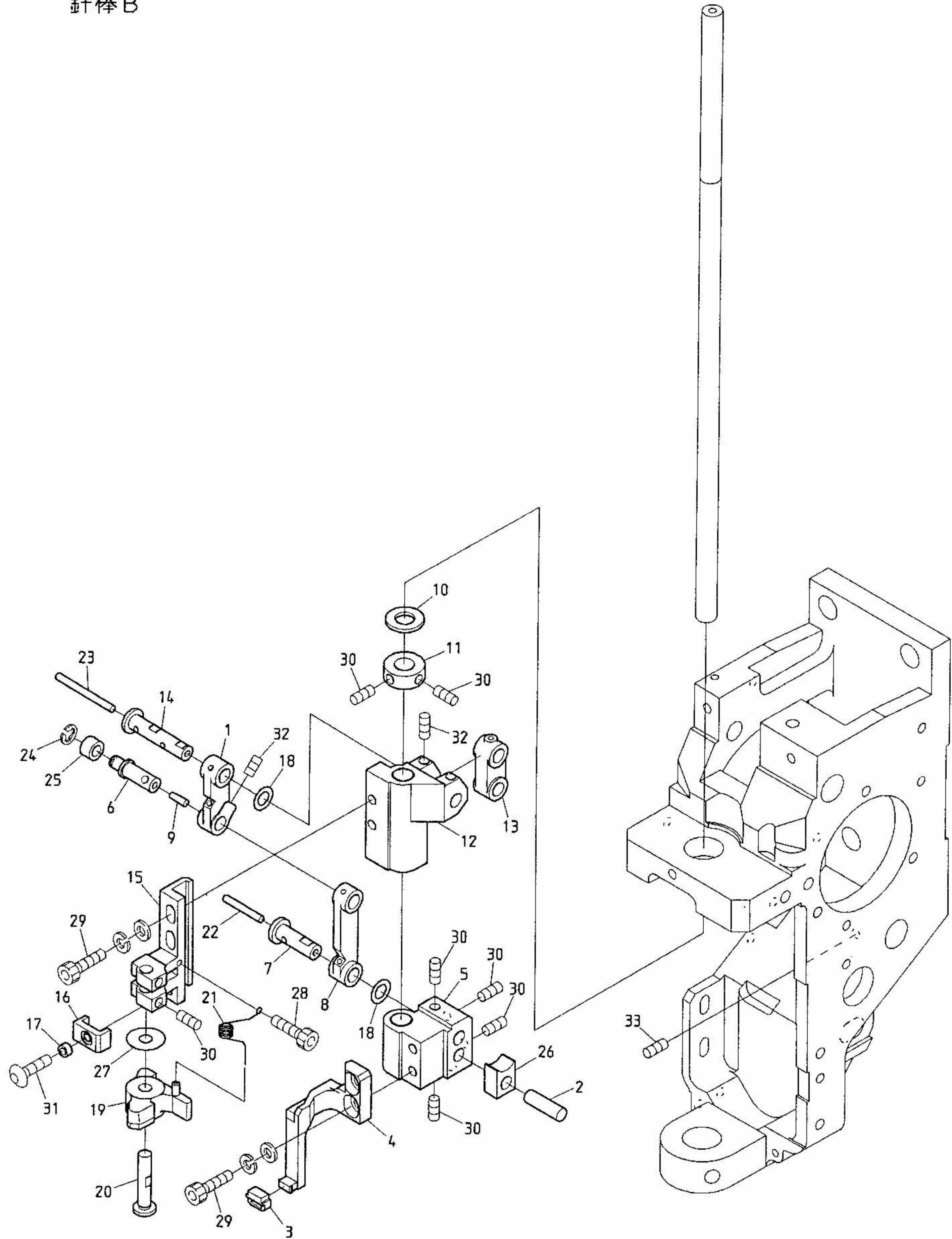
## 針棒A

(H=頭数)

ITEM	LIST No.	DESCRIPTION	部品名	Q'TY	NOTE
1	HT 2 3 0 8 2 0	Rotary plate a'ssy	回転板a'ssy	H×1	
2	HT 2 3 0 1 3 0	Needle bar cap	針棒キャップ	H×9	
3	HB 2 3 0 1 9 0	Lock lever shaft	ロックレバーシャフト	H×1	
4	KF 2 3 0 6 4 0	Lock connecting bar clamp	ロック連結棒クランプ	H×1	
5	KC 3 3 0 4 1 0	Lock connecting rod (L=2000)	ロック連結ロッド (L=2000)	6	
6	HT 2 3 0 8 1 0	Needle bar a'ssy	針棒a'ssy	H×9	
7	HT 2 3 0 2 5 1	Needle bar spring (Upper)	針棒バネ (上)	H×9	
8	HT 2 3 0 1 4 3	Cloth hold (YN with ditch)	布押え (YN 溝付)	H×9	
9	KF 2 3 0 9 1 0	O-ring (Small) P-6	Oリング (小) P-6	H×9	
10	HT 2 3 0 1 2 0	Washer 2.4	ジュラコンワッシャー 2.4	H×9	
11	HT 2 3 0 6 7 0	Needle clamp (With hook)	針止め (フック付)	H×9	
12	FN 0 7 0 0 1 1 S NY	Needle (DBXK5-NY11S)	針 (DBXK5-NY11S)	H×9	
13	KF 2 3 0 2 4 0	Needle clamp screw (SM9/64)	針止めネジ (SM9/64)	H×9	
14	HT 2 3 0 5 7 0	Rotary plate	回転板	H×1	
15	HT 2 3 0 6 9 0	Rotary plate felt (Upper)	回転板フェルト (上)	H×1	
16	A 9 0 1 4 0 5 5	O-ring (IAS-7) S-7	Oリング (IAS-7) S-7	H×1	
17	HT 2 3 0 0 6 3	Needle bar spring (Under)	針棒バネ (下)	H×18	
18	A 9 0 1 1 0 2 3	Thrust bearing outer ring (GS1528)	スラストベアリング外輪 (GS1528)	H×2	
19	A 9 0 1 1 0 2 1	Thrust bearing (NTB-1528)	スラストベアリング (NTB-1528)	H×2	
20	A 9 0 1 1 0 2 2	Thrust washer (AS-1528)	スラストワッシャー (AS-1528)	H×1	
21	HT 2 3 0 5 5 0	Driving shaft lower metal	駆動軸下メタル	H×1	
22	HT 2 3 0 1 8 0	Rotary plate joint pin	回転板ジョイントピン	H×1	
23	KF 3 3 0 1 8 0	Thread control grip	糸操作グリップ	4	
24	HB 2 3 0 1 8 0	Lock lever bracket	ロックレバーブラケット	H×1	
25	KL 2 3 0 1 8 0	Lock lever	ロックレバー	H×1	
26	KF 2 3 0 6 6 1	Lock lever spring	ロックレバースプリング	H×1	
27	KF 2 3 0 6 7 0	Lock lever spring pin	ロックレバースプリングピン	H×1	
28	HT 2 3 0 1 5 1	Needle bar guide	針棒ガイド	H×1	
29	HT 2 3 0 0 4 1	Needle bar	針棒	H×1	
30	HT 2 3 0 3 3 0	Cloth hold set clamp	布押えセットクランプ	H×1	
31		Hex. socket set screw M4×4	六角穴付止めネジ M4×4		
32	HT 2 3 0 1 1 1	Rotary plate felt	回転板フェルト	H×1	
33	A 9 0 1 2 0 5 3	Hex. socket set screw (With steel ball) M6×0.7×8	六角穴付止めネジ (鋼球付) M6×0.7×8	H×2	
34	HT 2 3 0 2 6 3	Washer for set clamp	セットクランプ用座金	H×9	
35		Hex. socket button bolt M4×5	六角穴付ボタンボルト M4×5		
36		Hex. socket bolt M8×18	六角穴付ボルト M8×18		
37		Hex. socket set screw M6×6	六角穴付止めネジ M6×6		
38		Hex. socket set screw M4×6	六角穴付止めネジ M4×6		
39		Hex. socket set screw M5×5	六角穴付止めネジ M5×5		
40		Hex. nut M4 (II)	六角ナット M4 (2種)		
41		Hex. socket bolt M3×8	六角穴付ボルト M3×8		
42		Hex. socket set screw M4×4 (With adhesion)	六角穴付止めネジ M4×4 (接着剤付)		



04B Needle bar B  
針棒B

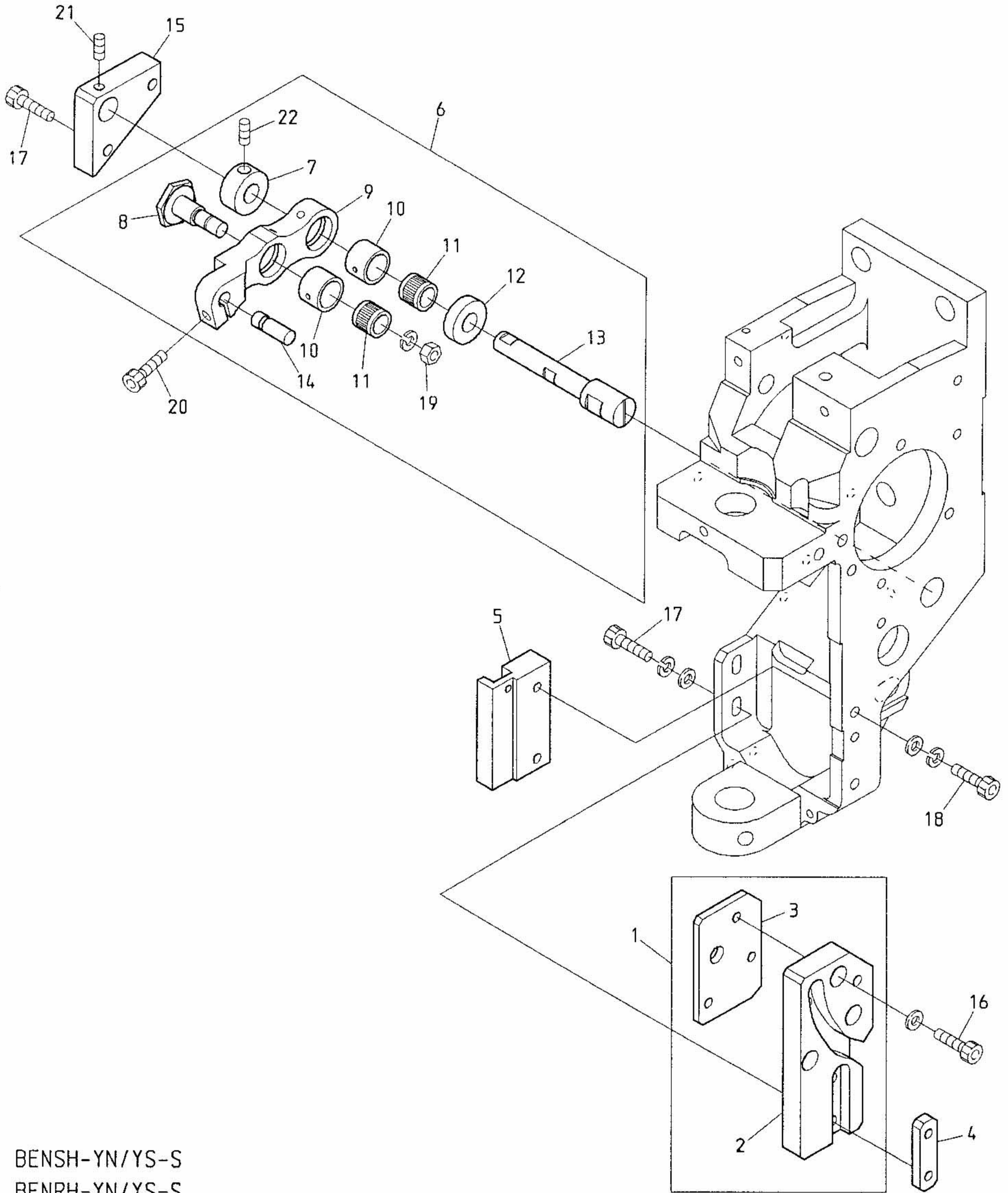


BENSH-YN/YS-S  
BENRH-YN/YS-S

BENSH-YN/YS    BENYH-YN    BENSHE-YN/YS    BENYHE-YN  
BENRH-YN/YS    BENBH-YN    BENRHE-YN/YS    BENBHE-YN



04C Needle bar C  
針棒C

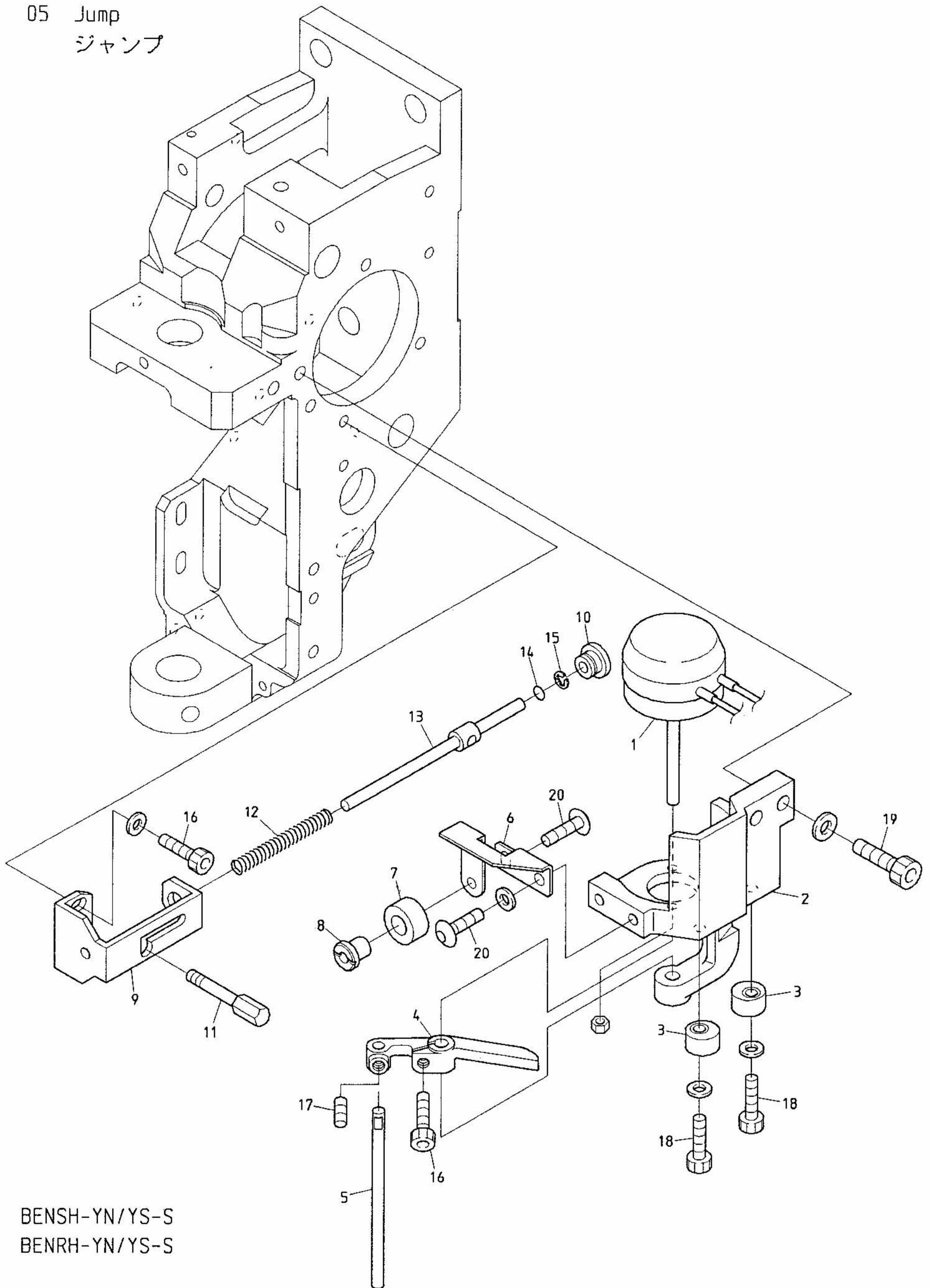


BENSH-YN/YS-S  
BENRH-YN/YS-S

BENSH-YN/YS    BENYH-YN    BENSHE-YN/YS    BENYHE-YN  
BENRH-YN/YS    BENBH-YN    BENRHE-YN/YS    BENBHE-YN



05 Jump  
ジャンプ

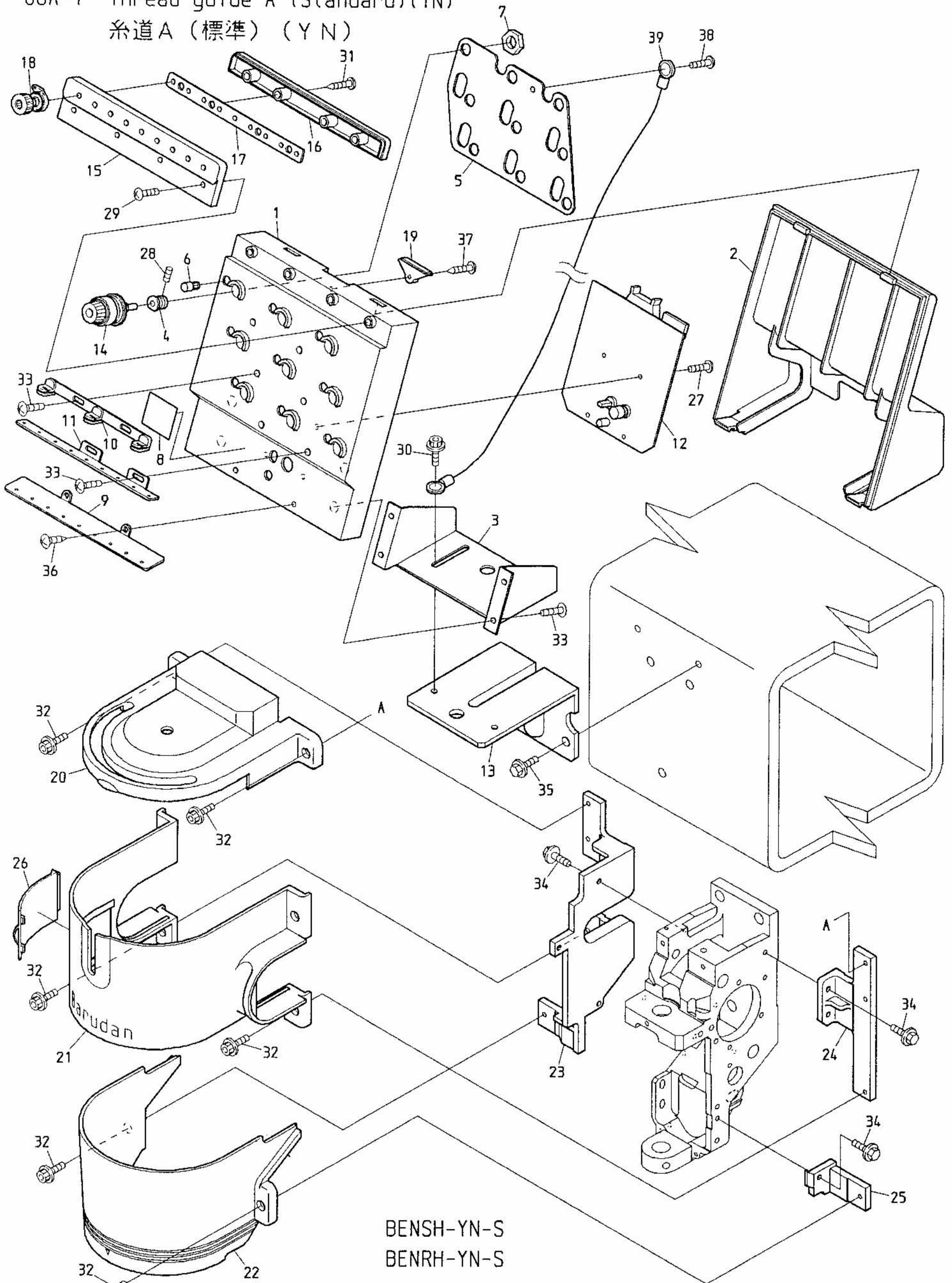


BENSH-YN/YS-S  
BENRH-YN/YS-S

BENSH-YN/YS    BENYH-YN    BENSHE-YN/YS    BENYHE-YN  
BENRH-YN/YS    BENBH-YN    BENRHE-YN/YS    BENBHE-YN



06A-1 Thread guide A (Standard)(YN)  
糸道A (標準) (YN)



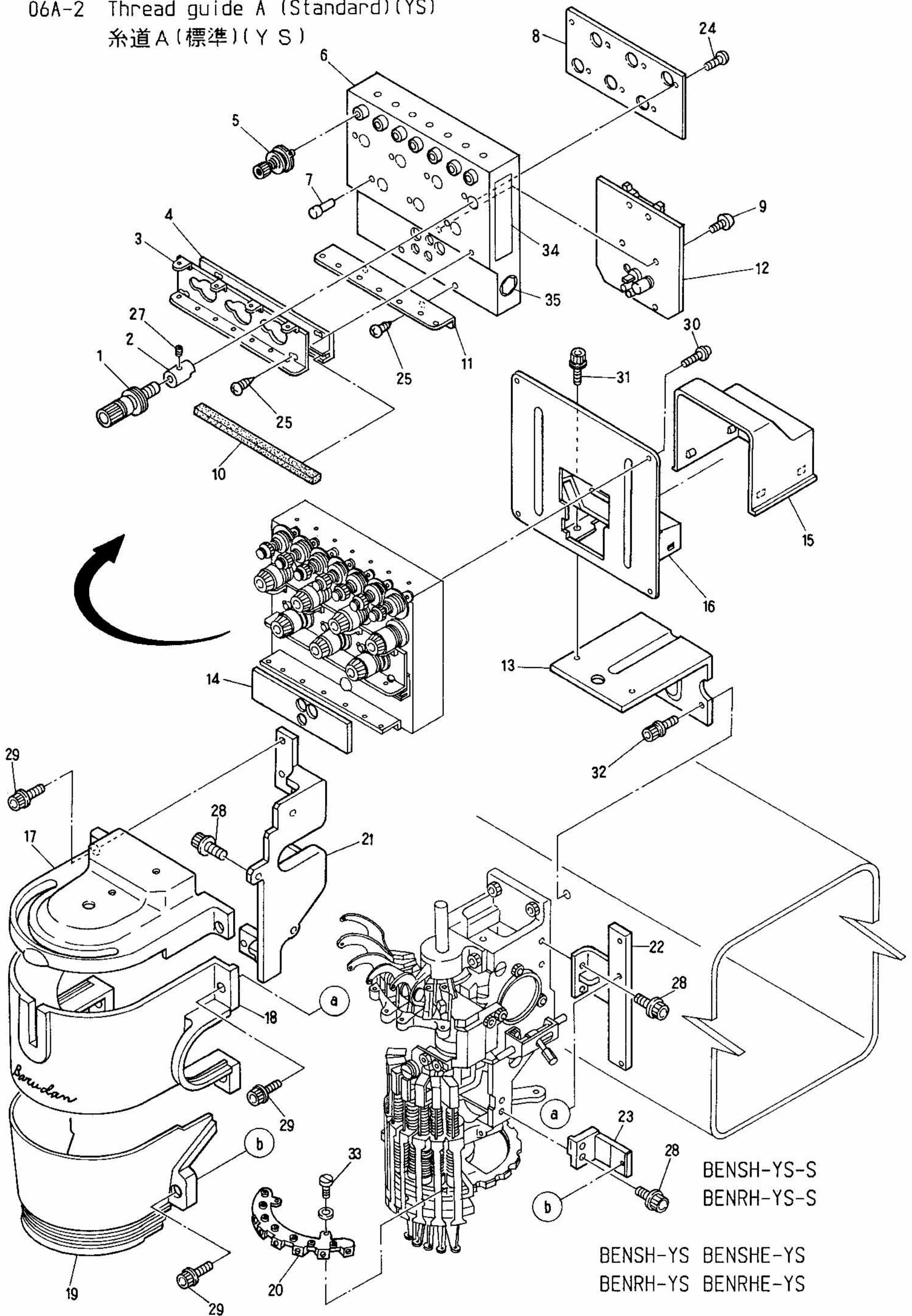
BENSH-YN-S  
BENRH-YN-S

BENSH-YN    BENYH-YN    BENSHE-YN    BENYHE-YN  
BENRH-YN    BENBH-YN    BENRHE-YN    BENBHE-YN



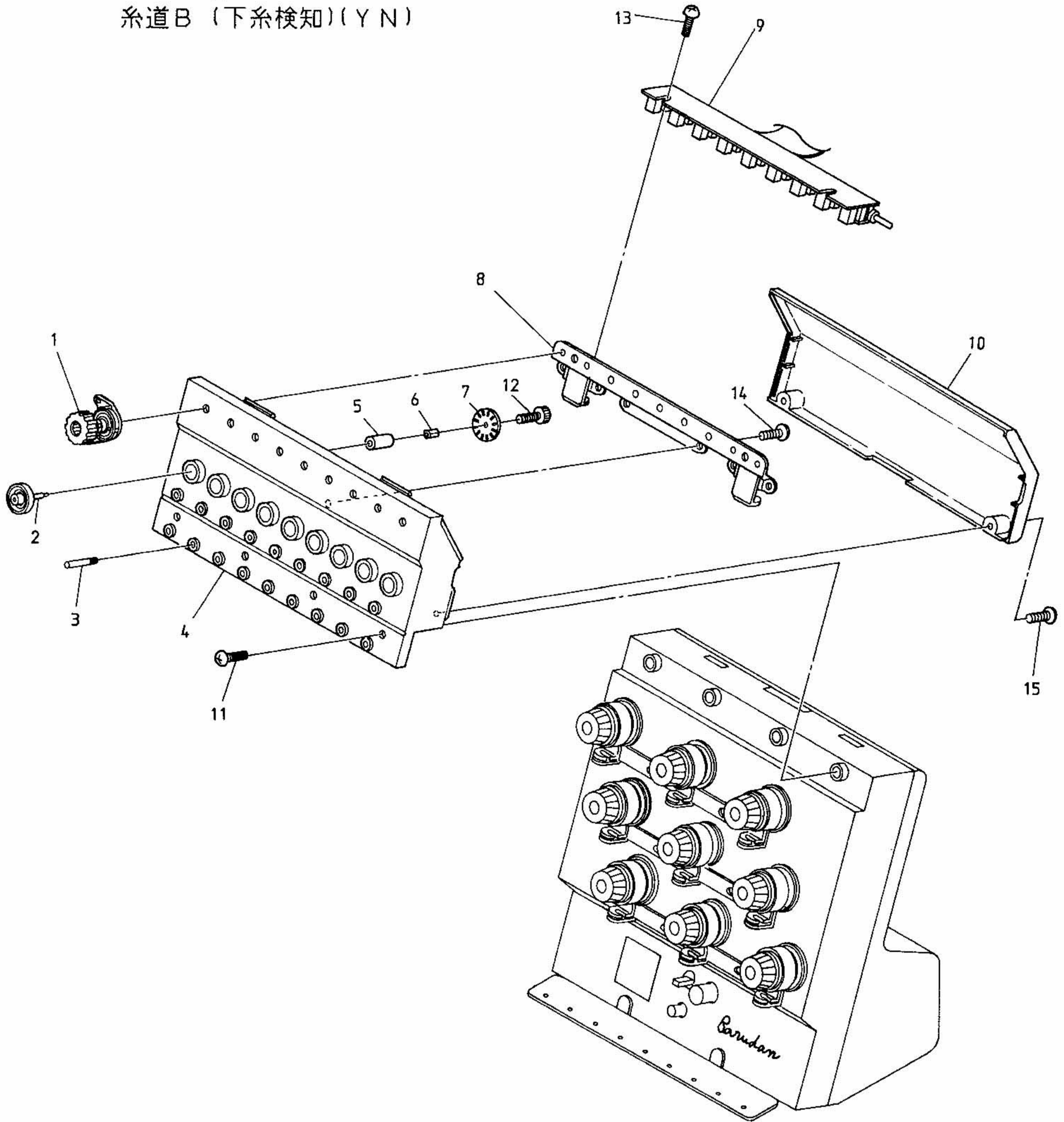


06A-2 Thread guide A (Standard)(YS)  
 糸道A(標準)(YS)





06B-1 Thread guide B (Lower thread sensorium)(YN)  
 糸道B (下糸検知)(YN)



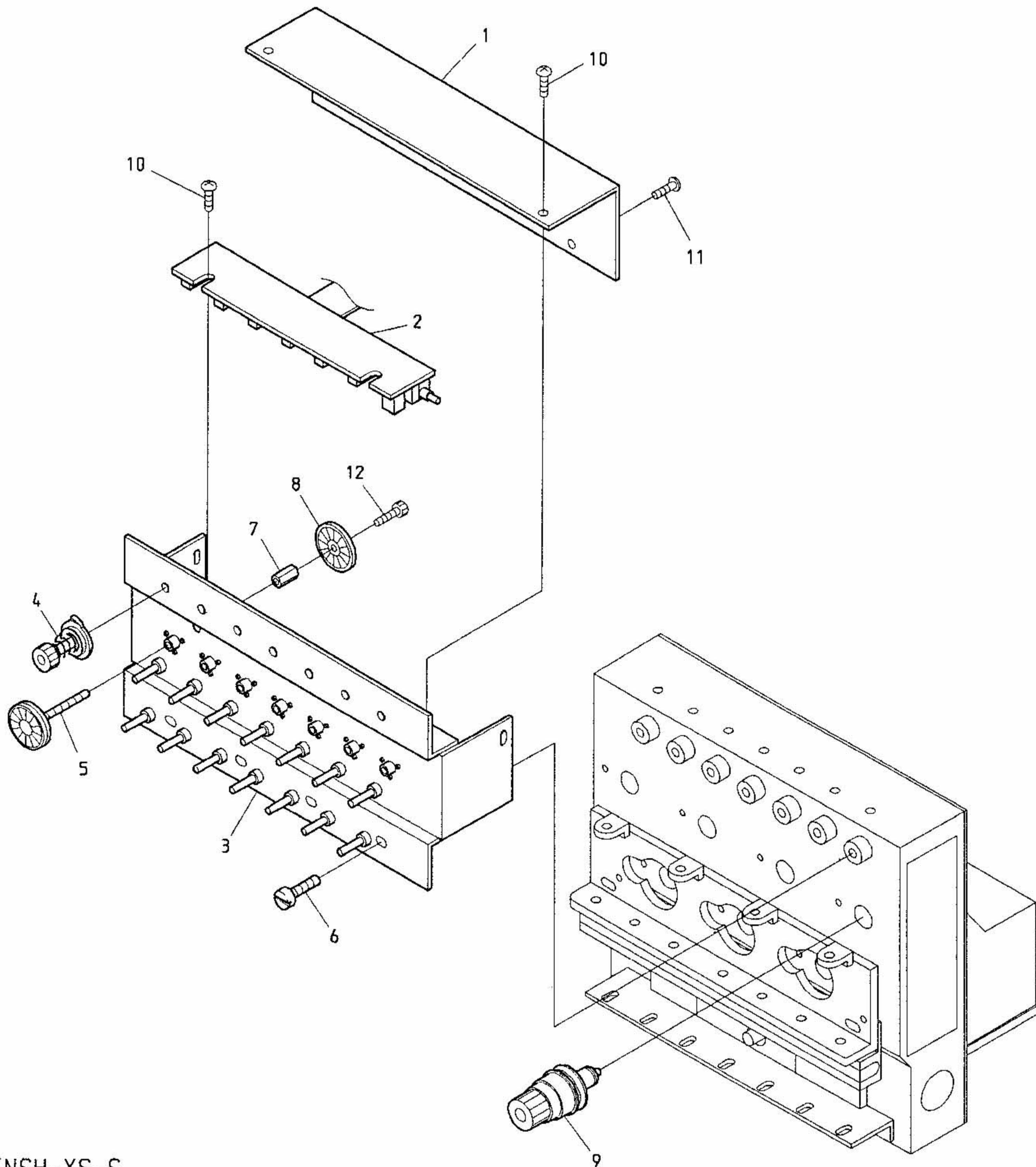
BENSH-YN-S  
 BENRH-YN-S

BENS-YN BENS-YN-L BENY-YN BENSME-YN BENYME-YN BENSME-ZN BENYME-ZN BENT-ZN  
 BENR-YN BENR-YN-L BENB-YN BENRME-YN BENBME-YN BENRME-ZN BENBME-ZN

BENSH-YN BENYH-YN BENSHE-YN BENYHE-YN  
 BENRH-YN BENBH-YN BENRHE-YN BENBHE-YN



06B-2 Thread guide B (Lower thread sensorium)(YS)  
糸道B (下糸検知) (YS)



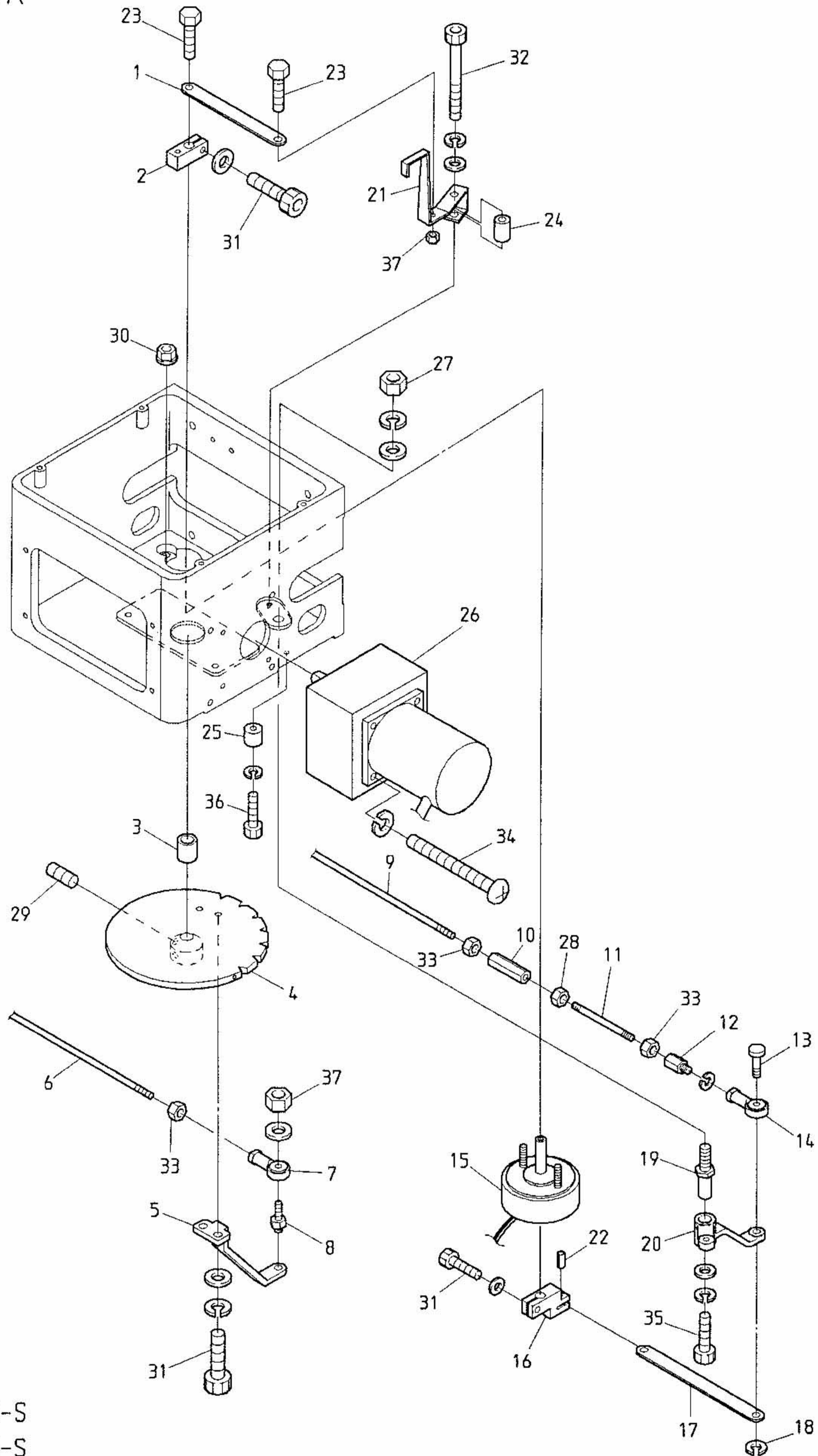
BENSH-YS-S  
BENRH-YS-S

BENS-YS    BENS-YS-L    BENY-YS    BENSME-YS    BENYME-YS  
BENR-YS    BENR-YS-L    BENB-YS    BENRME-YS    BENBME-YS

BENSH-YS    BENSHE-YS  
BENRH-YS    BENRHE-YS



07A Color change A  
色換えA



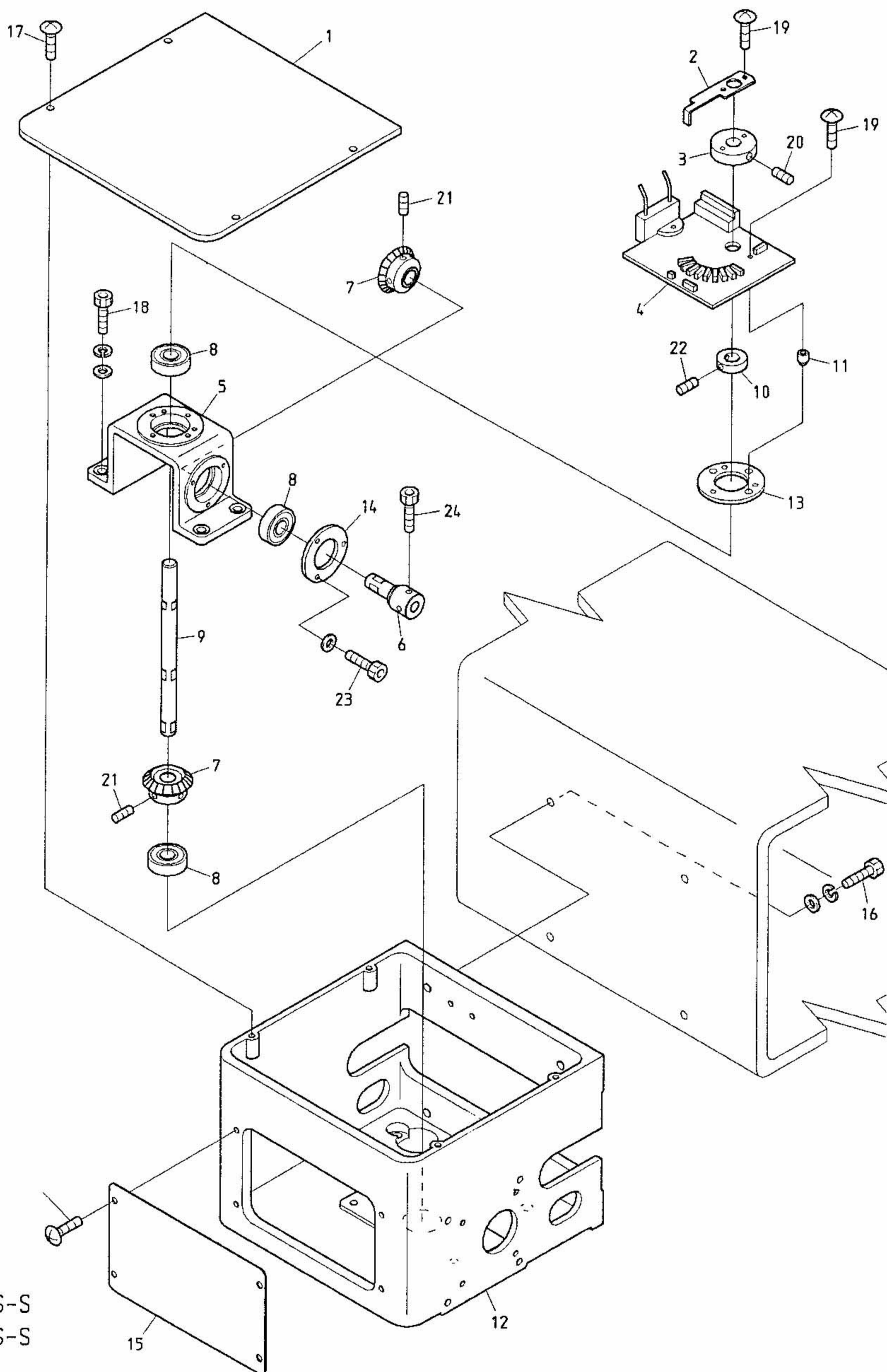
BENSH-YN/YS-S  
BENRH-YN/YS-S

BENSH-YN/YS    BENSHE-YN/YS  
BENRH-YN/YS    BENRHE-YN/YS





07B Color change B  
色換えB

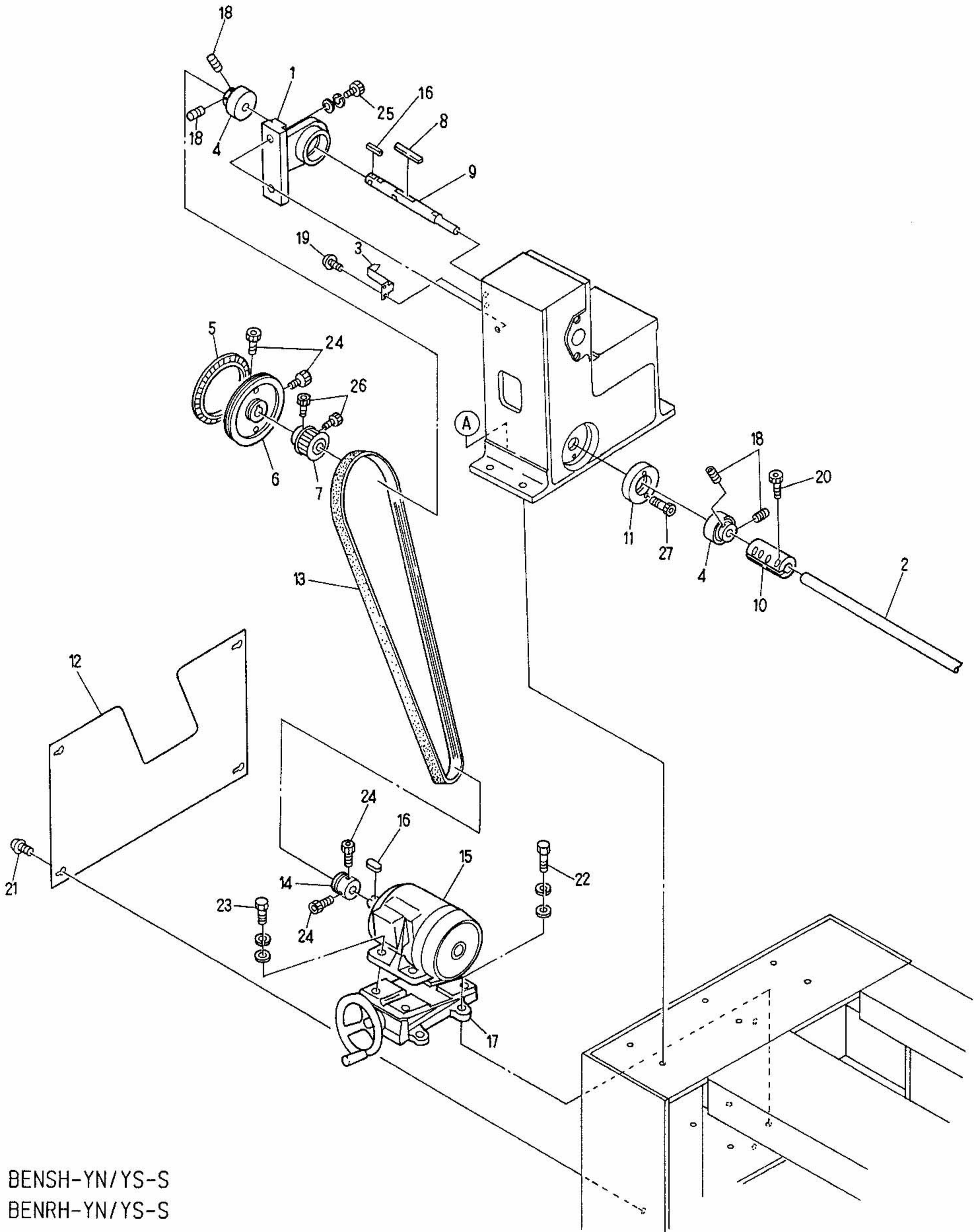


BENSH-YN/YS-S  
BENRH-YN/YS-S

BENSH-YN/YS    BENSHE-YN/YS  
BENRH-YN/YS    BENRHE-YN/YS



OBA Drive A  
 駆動A

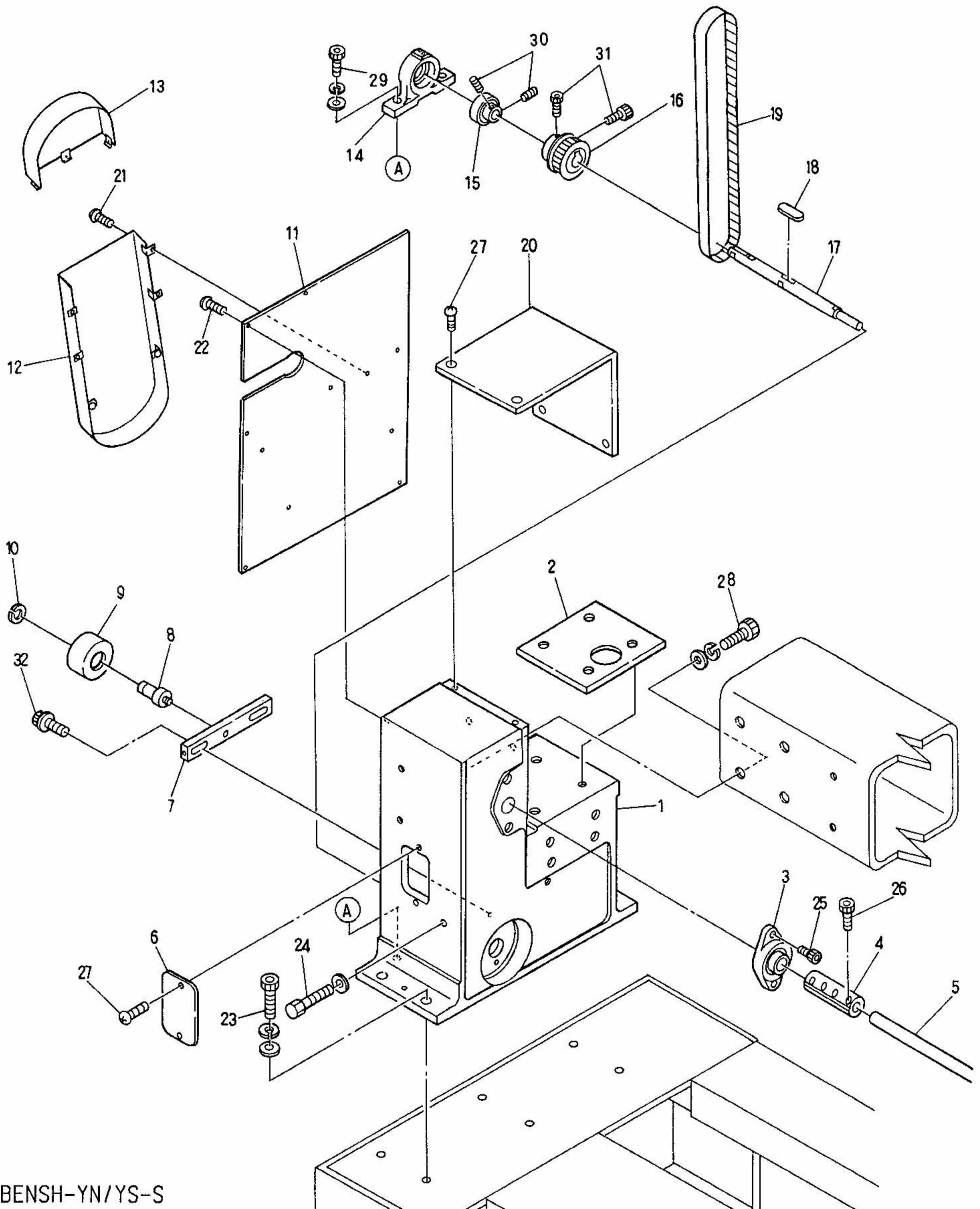


BENSH-YN/YS-S  
 BENRH-YN/YS-S

BENSH-YN/YS BEMAX-NS  
 BENRH-YN/YS BEMAX-NR



08B Drive B  
 駆動B

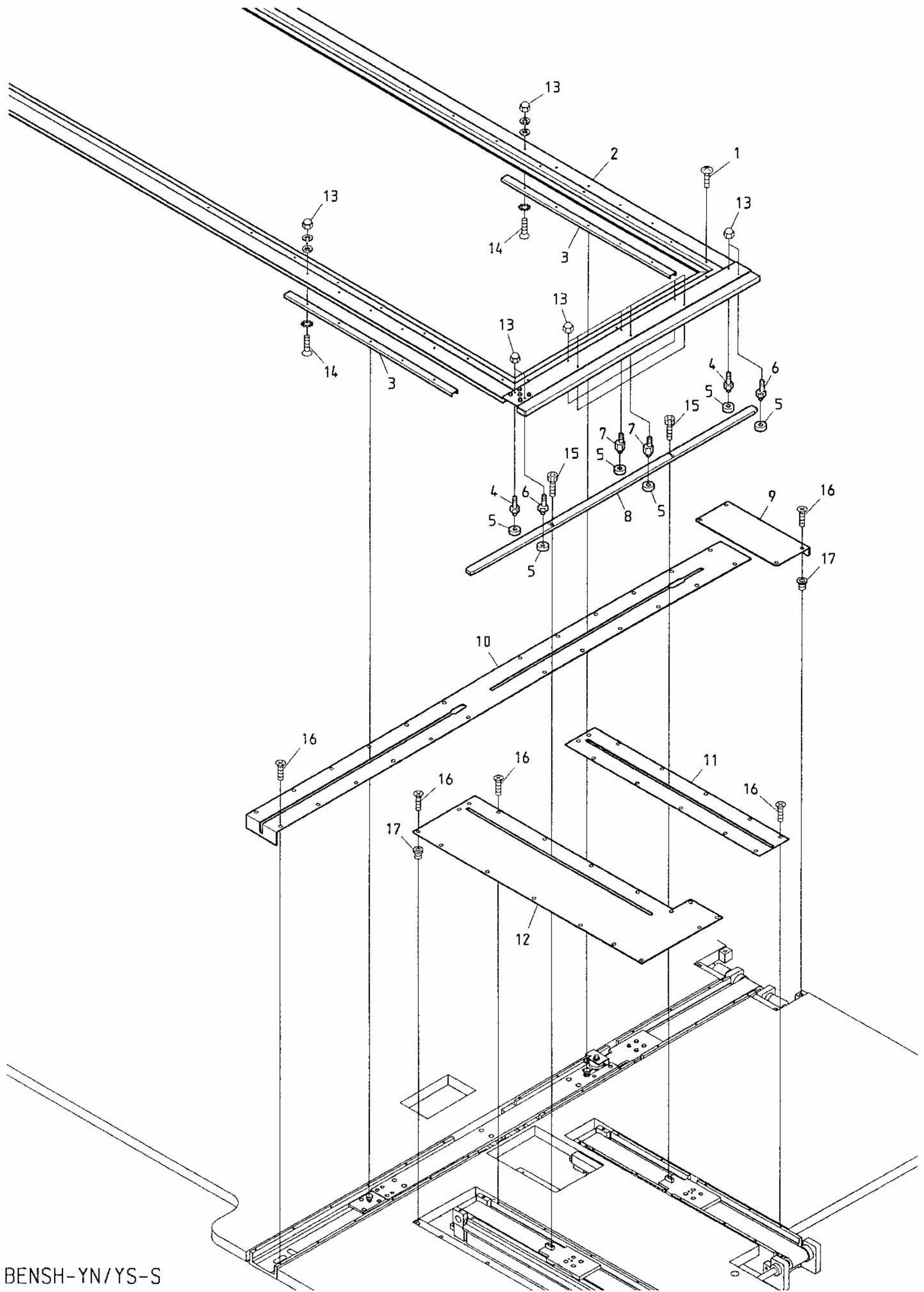


BENSH-YN/YS-S  
 BENRH-YN/YS-S

BENSH-YN/YS BEMAX-NS  
 BENRH-YN/YS BEMAX-NR



10A Pantograph drive A  
杵駆動A

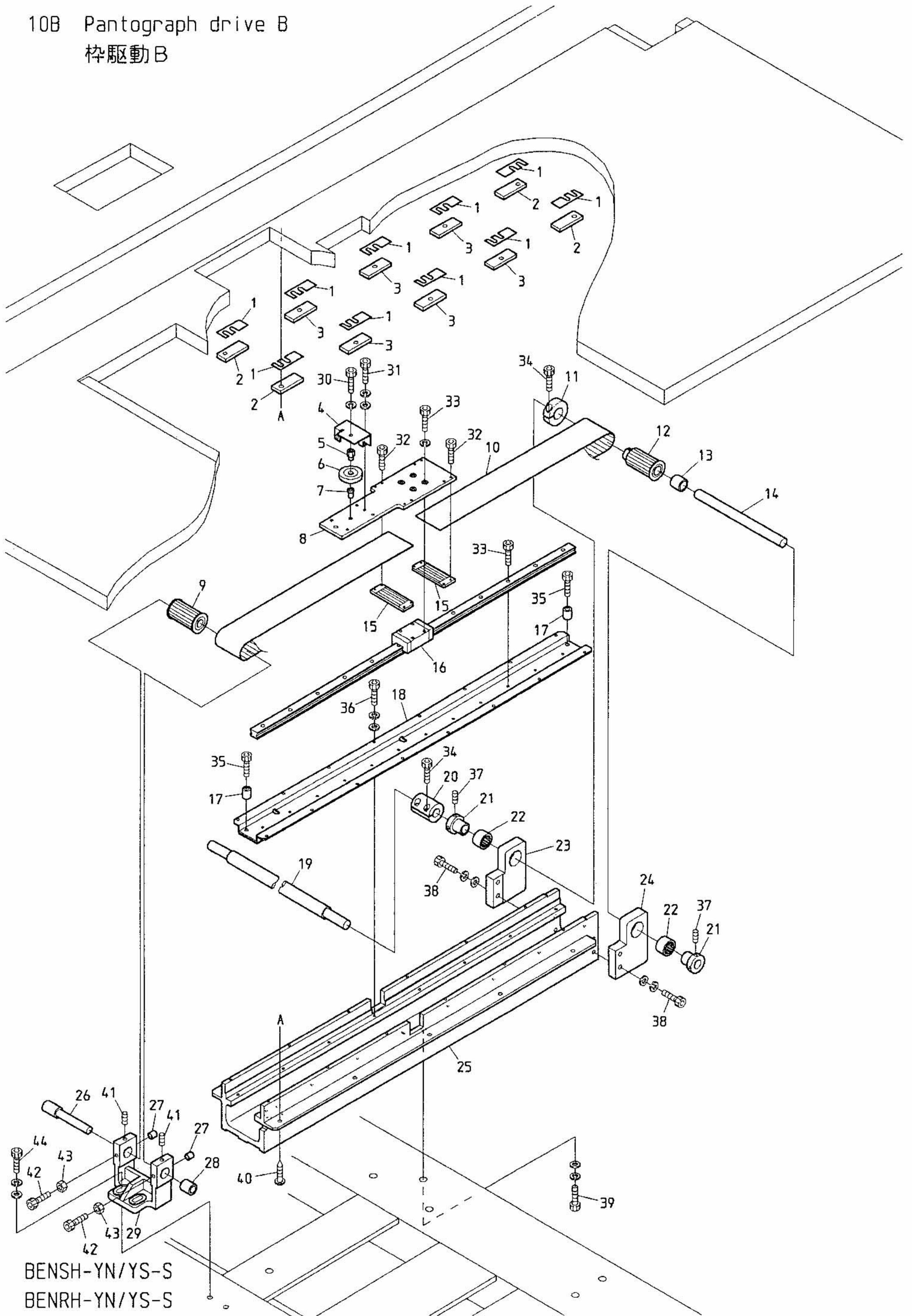


BENSH-YN/YS-S  
BENRH-YN/YS-S





10B Pantograph drive B  
 枠駆動B



## 10B Pantograph drive B

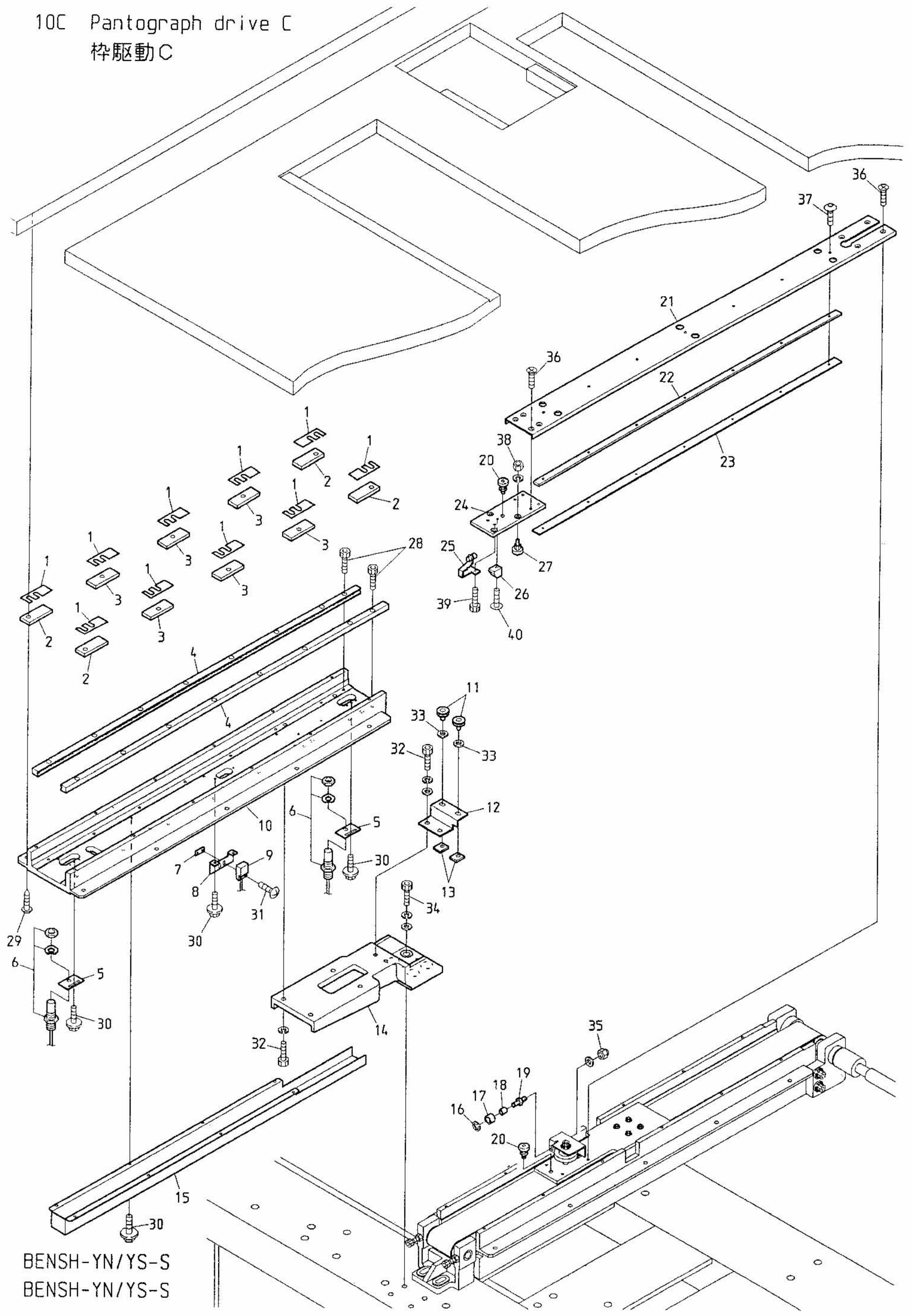
(R=H-direction rail Q'TY)(※ Depends on machine type)

## 枠駆動B

(R=H方向レール数) (※は機種によって異なる)

ITEM	LIST No.	DESCRIPTION	部品名	Q'TY	NOTE
1	RF480170	Guide spacer	案内スパーサ	R×10	※
2	RF480310	Table fixing spacer (F,R)	テーブル取付スパーサー (F, R)	R×4	※
3	RF480300	Table fixing spacer (M)	テーブル取付スパーサー (M)	R×6	※
4	RF480440	H-support roller fixing bracket	H補助ローラー取付BRKT	R×1	
5	HP482270	H-support roller control collar	H補助ローラー調整カラー	R×1	
6	HP482590	H-support roller	H補助ローラー	R×1	
7	RF480451	H-support roller fixing collar	H補助ローラー取付カラー	R×1	
8	RF480060	H-roller base (Rear)	Hローラーベース (後)	R×1	
9	RF480140	Pantograph drive pulley front (W=50)	枠駆動プーリー 前 (W=50)	R×1	
10	RF480220	Timing belt	タイミングベルト	R×1	※
11	HH481980	Clamping φ19	φ19 割りクランプ	R×1	
12	RF480100	Pantograph drive pulley rear (W=50)	枠駆動プーリー 後 (W=50)	R×1	
13	RF480120	Pantograph drive pulley position decision collar	枠駆動プーリー位置決メカラー	R×1	
14	RF480110	Pantograph drive pulley shaft	枠駆動プーリーシャフト	R×1	
15	RF480260	Timing belt hold rack (W=50)	タイミングベルト押エラック (W=50)	R×2	
16	RF480360	H-side LM guide (L=700)	H側LMガイド (L=700)	R×1	※
17	RF480460	Stopper collar	ストッパーカラー	R×2	
18	RF480240	LM guide base (H-side, rear)	LMガイドベース (H側、後)	R×1	※
19	RF470000	H-pantograph drive connecting shaft (No.1)	H枠駆動連結シャフト (No.1)	R×2	※
20	HH481931	Pulse motor coupling	パルスモーターカップリング	6	※
21	HH481970	Pulse motor connecting shaft collar	パルスモーター連結シャフトカラー	R×2	
22	A9011063	Needle bearing (TLA2016)	ニードルベアリング (TLA2016)	R×2	
23	RF480090	Pantograph drive pulley fixing base (L)	枠駆動プーリー取付台 (L)	R×1	
24	RF480080	Pantograph drive pulley fixing base (R)	枠駆動プーリー取付台 (R)	R×1	
25	RF4800060	H-guide rail base (ST=600)	H案内レール土台 (ST=600)	R×1	※
26	RF480150	Timing pulley shaft	従動プーリーシャフト	R×1	
27	RF480320	Tension bolt cap	テンションボルトキャップ	R×2	
28	RF480160	Timing pulley position decision collar	従動プーリー位置決メカラー	R×1	
29	RF480130	Timing pulley fixing base	従動プーリー取付台	R×1	
30		Hex. socket bolt M5×35 (With spring washer)	六角穴付ボルト M5×35 (バネ座金付)		
31		Hex. socket bolt M4×8 (With washers)	六角穴付ボルト M4×8 (平座金 バネ座金付)		
32		Hex. socket bolt M3×10	六角穴付ボルト M3×10		
33		Hex. socket bolt M4×12 (With spring washer)	六角穴付ボルト M4×12 (バネ座金付)		
34		Hex. socket bolt M5×18	六角穴付ボルト M5×18		
35		Hex. socket bolt M5×15	六角穴付ボルト M5×15		
36		Hex. socket bolt M4×15 (With plain washer)	六角穴付ボルト M4×15 (平座金 バネ座金付)		
37		Hex. socket set screw M5×8	六角穴付止メネジ M5×8		
38		Hex. socket bolt M6×25 (With washers)	六角穴付ボルト M6×25 (平座金 バネ座金付)		
39		Hex. socket bolt M8×30 (With washers)	六角穴付ボルト M8×30 (平座金 バネ座金付)		
40		Wood screw φ5.1×25	十字穴付丸木ネジ φ5.1×25		
41		Hex. socket set screw M6×10	六角穴付止メネジ M6×10		
42		Hex. socket bolt M6×60	六角穴付ボルト M6×60		
43		Hex. nut M6	六角ナット M6		
44		Hex. socket bolt M8×25 (With washers)	六角穴付ボルト M8×25 (平座金 バネ座金付)		

10C Pantograph drive C  
 枠駆動C



BENSH-YN/YS-S  
 BENSH-YN/YS-S

## 10C Pantograph drive C

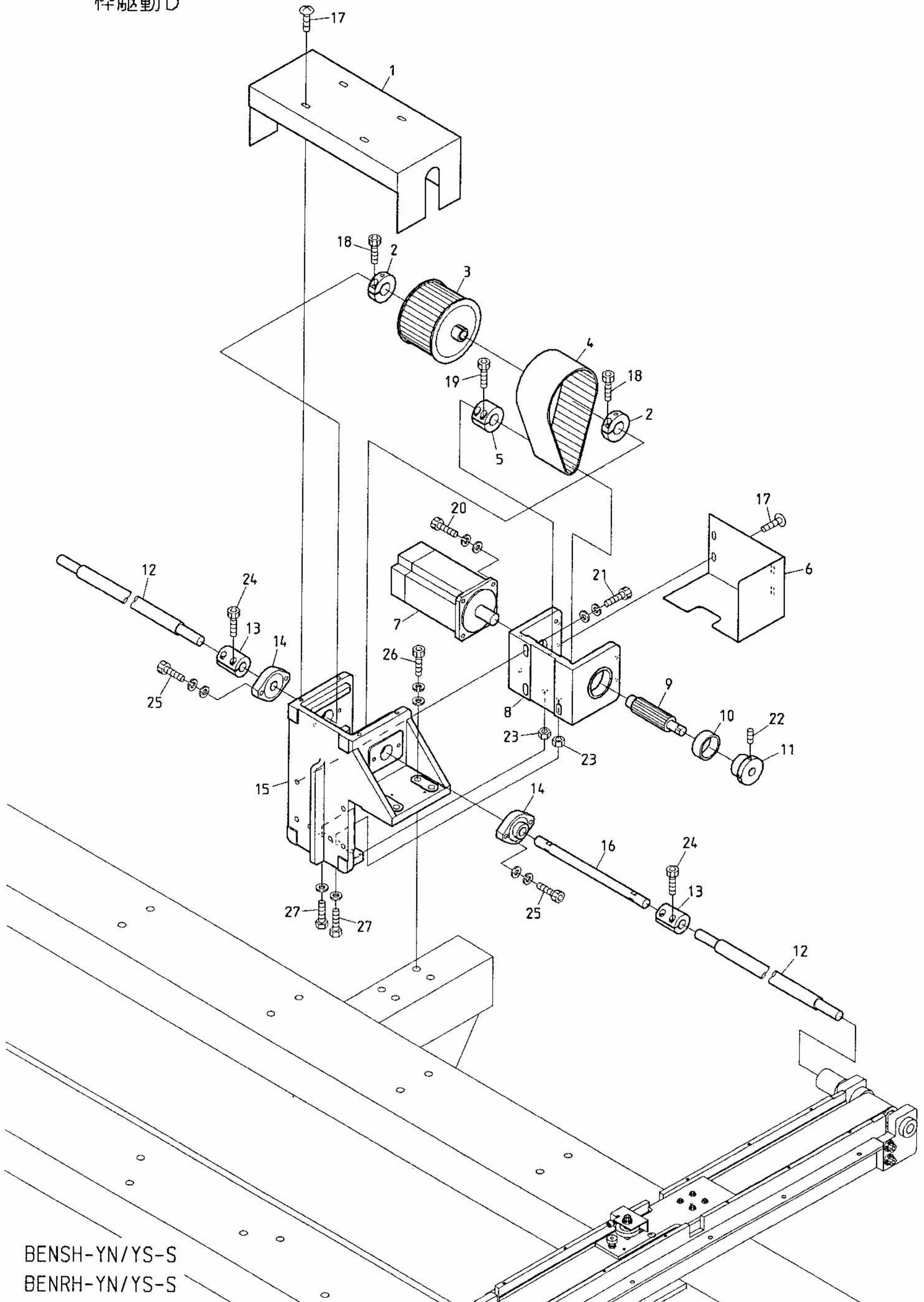
(R=H-direction rail Q'TY)(※ Depends on machine type)

## 枠駆動C

(R=H方向レール数) (※は機種によって異なる)

ITEM	LIST No.	DESCRIPTION	部品名	Q'TY	NOTE
1	RF480170	Guide spacer	案内スパーサ	R×10	※
2	RF480310	Table fixing spacer (F,R)	テーブル取付スパーサー (F, R)	R×4	※
3	RF480300	Table fixing spacer (M)	テーブル取付スパーサー (M)	R×6	※
4	RF480380	V-guide rail L=710(H-side, front)	V溝レール L=710 (H側、前)	R×2	※
5	RF450050	RS-001 bracket (H-side)	RS-001ブラケット (H側)	2	
6	A9052024	Switch (RS-001)	スイッチ (RS-001)	2	
7	RF450040	MH-601A fixing nut	MH-601A取付ナット	1	
8	RF450110	MH-601A fixing bracket (H-side)	MH-601A取付ブラケット (H側)	1	
9	A9052031	Switch (MH-601A)	磁気記憶近接スイッチ (MH-601A)	1	
10	RF48001B60A	H-guide rail base (ST=600, for pantograph stopper)	H案内レールベース (ST=600, 枠スト用)	1	※
	RF48002A60A	H-guide rail base (ST=600)	H案内レールベース (ST=600)	R-1	※
11	A9010068	TOK bearing (DU-19-B)	TOKベアリング (DU-19-B)	R×2	
12	RF480200	Guide roller fixing bracket	ガイドローラー取付ブラケット	R×1	
13	RF480210	Guide roller hold nut	ガイドローラー固定ナット	R×2	
14	RF480190	H-guide rail base fixing base	H案内レールベース取付台	R×1	
15	RF250080	Pantograph stop sensor cover (ST=600)	枠ストップセンサーカバー (ST=600)	R×1	※
16	A9012127	E-ring (φ3)	E型止め輪 (呼び径3)	R×1	
17	HP460160	Pantograph stopper collar	枠止めコロ	R×1	
18	A9012126	KB bush (KBB-0460-D)	KBブッシュ (KBB-0460-D)	R×1	
19	HP460170	Pantograph stopper pin	枠止めピン	R×1	
20	RF480420	Guide bearing pin a'ssy	摺動ベアリングピン ASSY	R×2	
21	RF48027660	H-member connection channel (ST=600)	Hメンバー連結チャンネル (ST=600)	R×1	※
22	RF48029660	Guide roller fixing spacer (ST=600)	ガイドローラー取付スパーサー (ST=600)	R×1	※
23	RF48028660	Connection channel guide rail (ST=600)	連結チャンネルガイドレール (ST=600)	R×1	※
24	RF480050	H-roller base (Front)	Hローラーベース (前)	R×1	
25	RF460000	H-pantograph stopper bracket (Front) a'ssy	H枠止め金具 (前) ASSY	R×1	
26	A9052030	Magnet (M-102A-02)	マグネット (M-102A-02)	R×1	
27	RF480350	Roller pin	ローラーピン	R×3	
28		Hex. socket bolt M4×15	六角穴付ボルト M4×15		
29		Wood screw φ5.1×25	十字穴付丸木ネジ φ5.1×25		
30		Hex. socket flange bolt M3×8	六角穴付フランジボルト M3×8		
31		Truss screw M3×10	十字穴付トラス小ネジ M3×10		
32		Hex. socket bolt M6×20 (With washers)	六角穴付ボルト M6×20 (平座金 バネ座金付)		
33		Plain washer M6	平座金 M6		
34		Hex. socket bolt M8×25 (With washers)	六角穴付ボルト M8×25 (平座金 バネ座金付)		
35		Cap nut M4 (With plain washer)	六角袋ナット M4 (平座金付)		
36		Flush screw M4×8 (Under cut)	十字穴付皿小ネジ M4×8 (アンダーカット)		
37		Hex. socket button bolt M3×8	六角穴付ボタンボルト M3×8		
38		Hex. nut M6 (With spring washer)	六角ナット M6 (バネ座金付)		
39		Hex. socket bolt M4×8	六角穴付ボルト M4×8		
40		Truss screw M3×8	十字穴付トラス小ネジ M3×8		

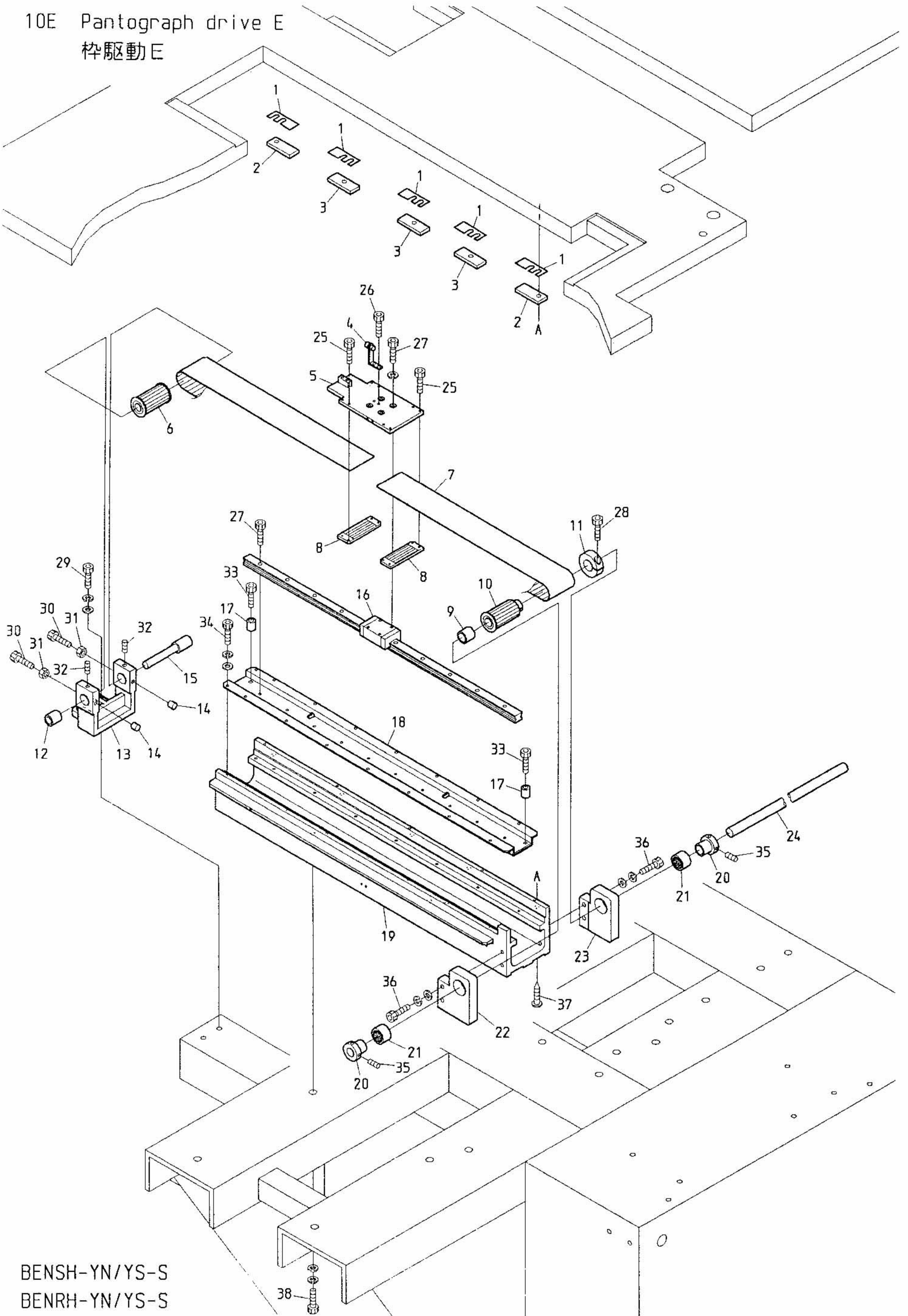
100 Pantograph drive D  
 杵駆動D



BENSH-YN/YS-S  
 BENRH-YN/YS-S



10E Pantograph drive E  
 杵駆動E

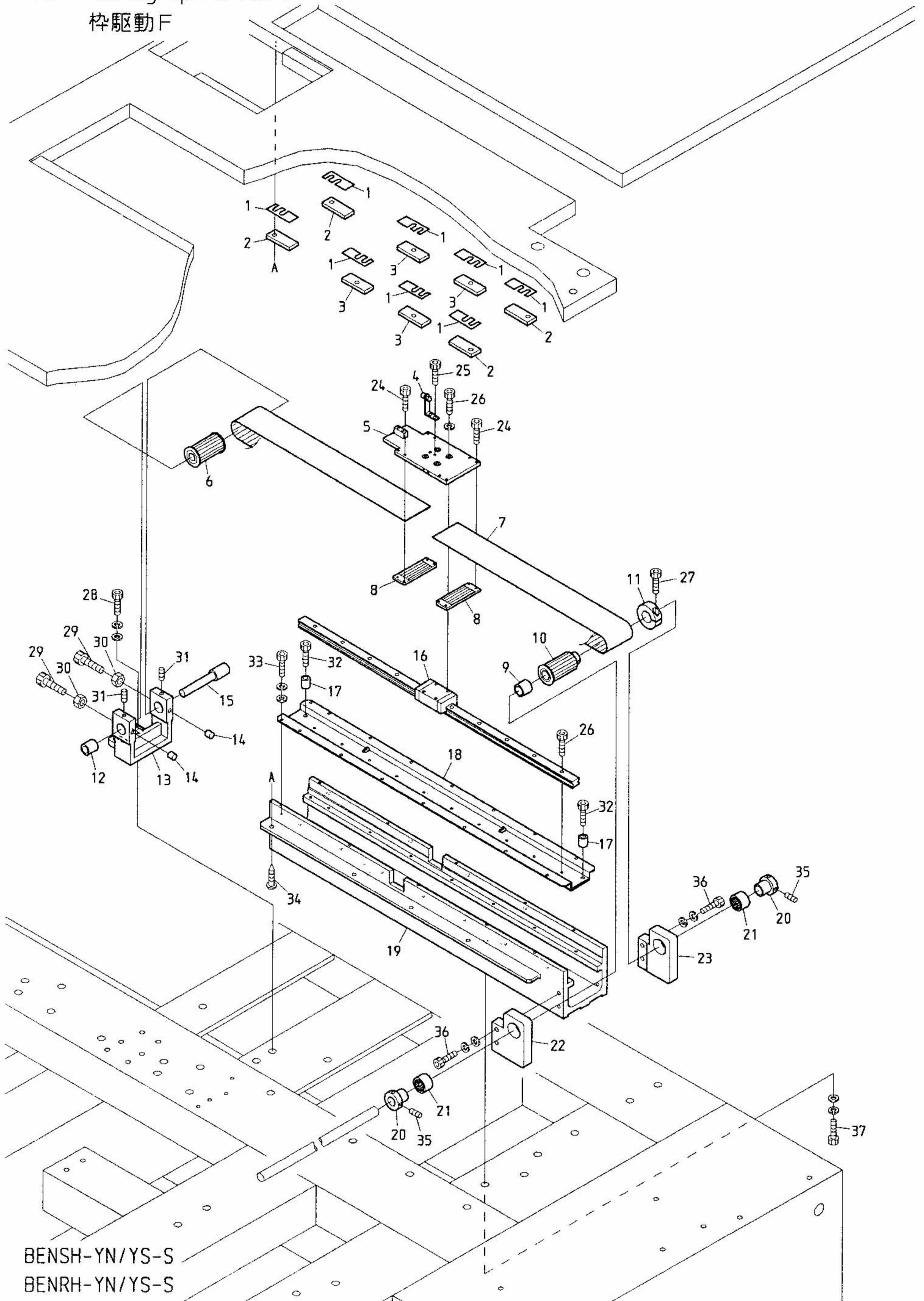


BENSH-YN/YS-S  
 BENRH-YN/YS-S





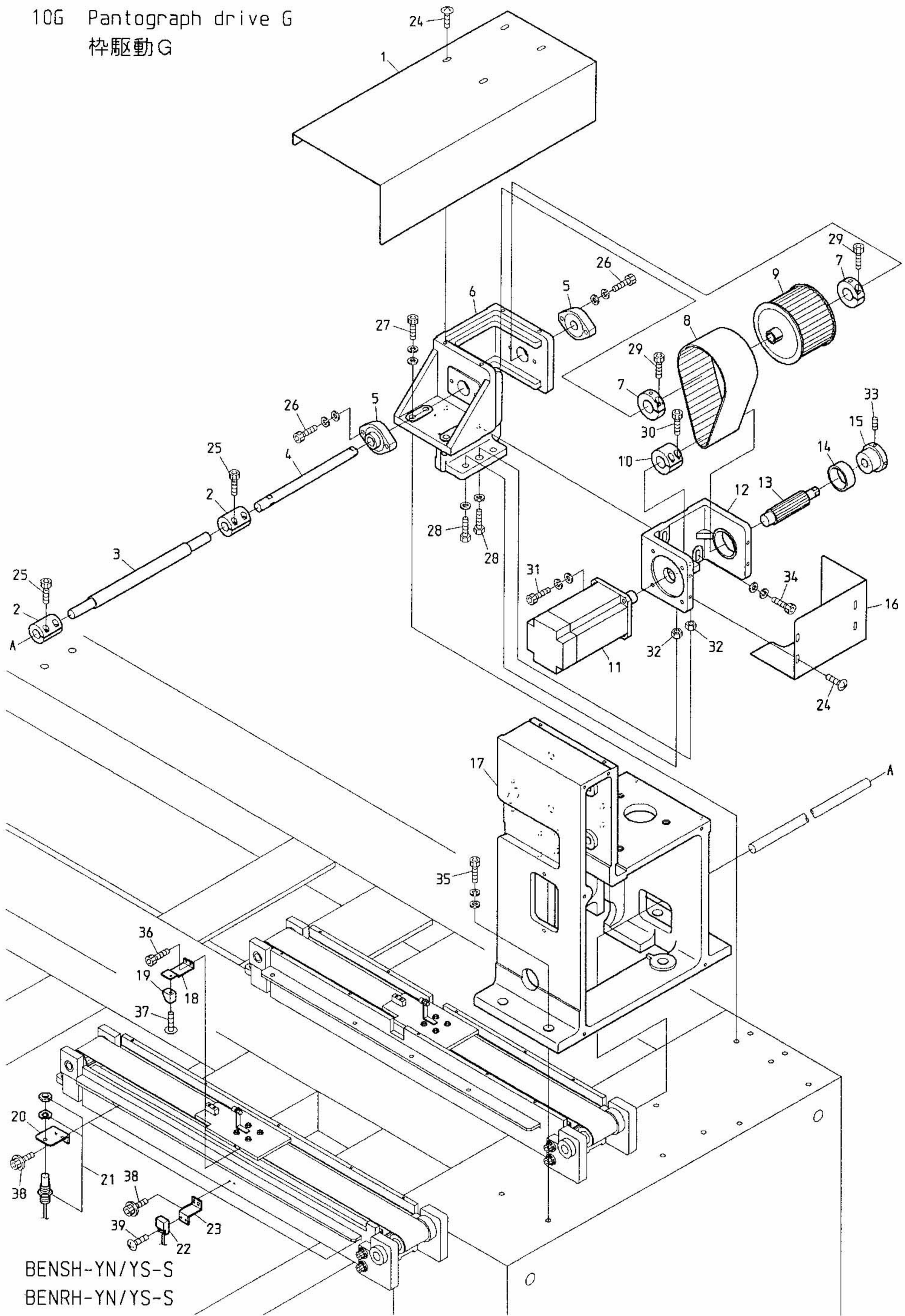
10F Pantograph drive F  
 枠駆動F



BENSH-YN/YS-S  
 BENRH-YN/YS-S



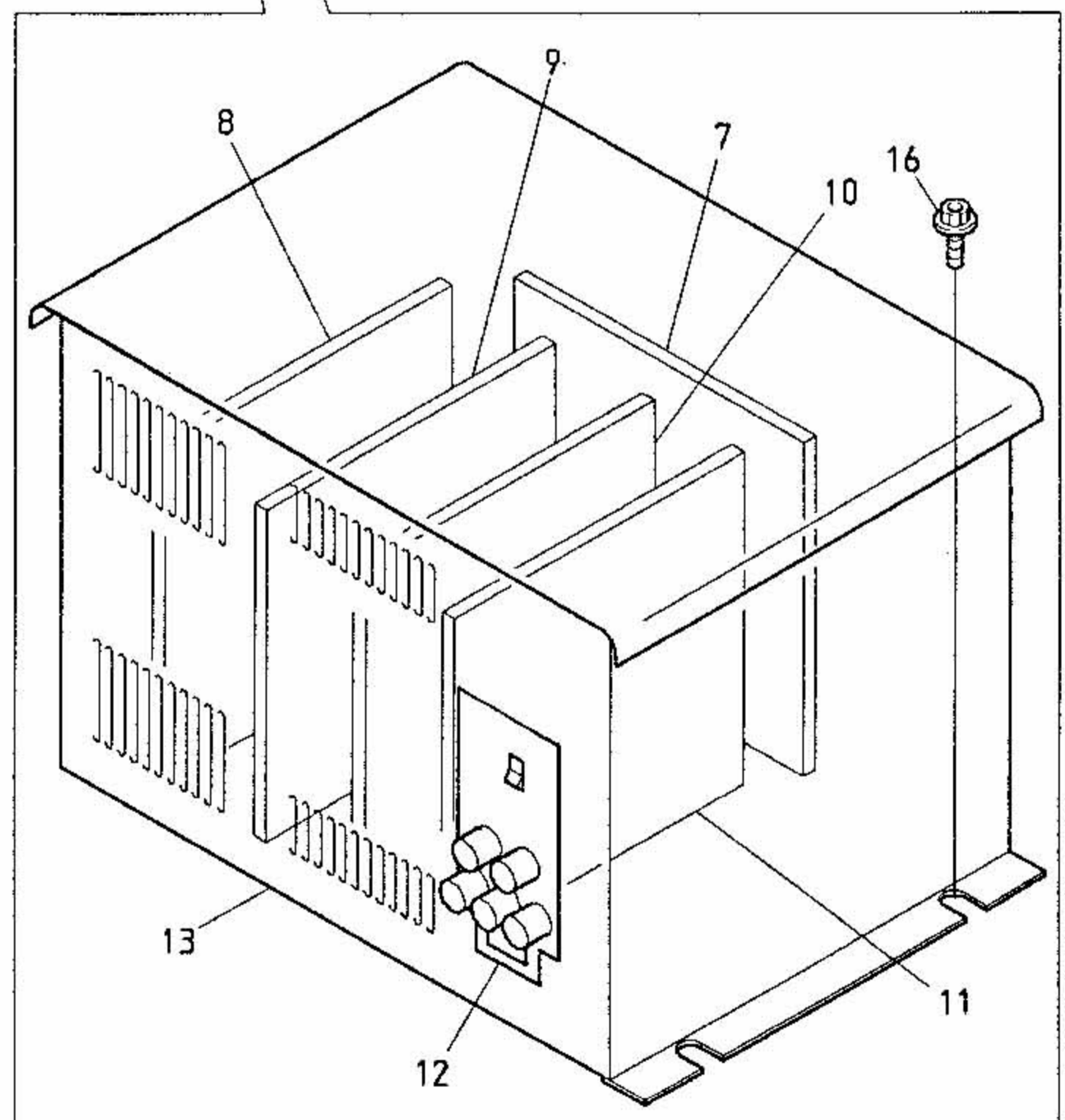
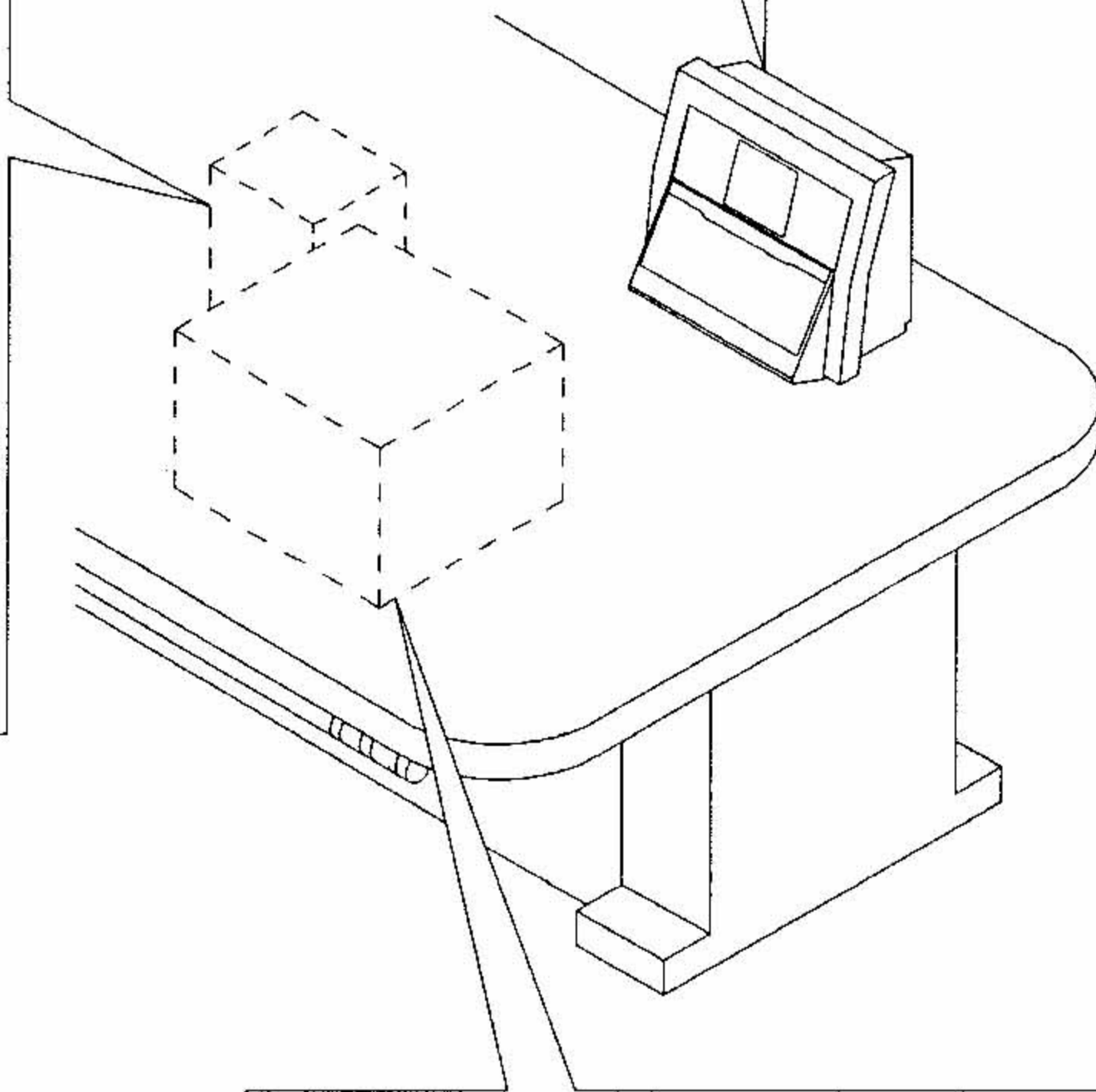
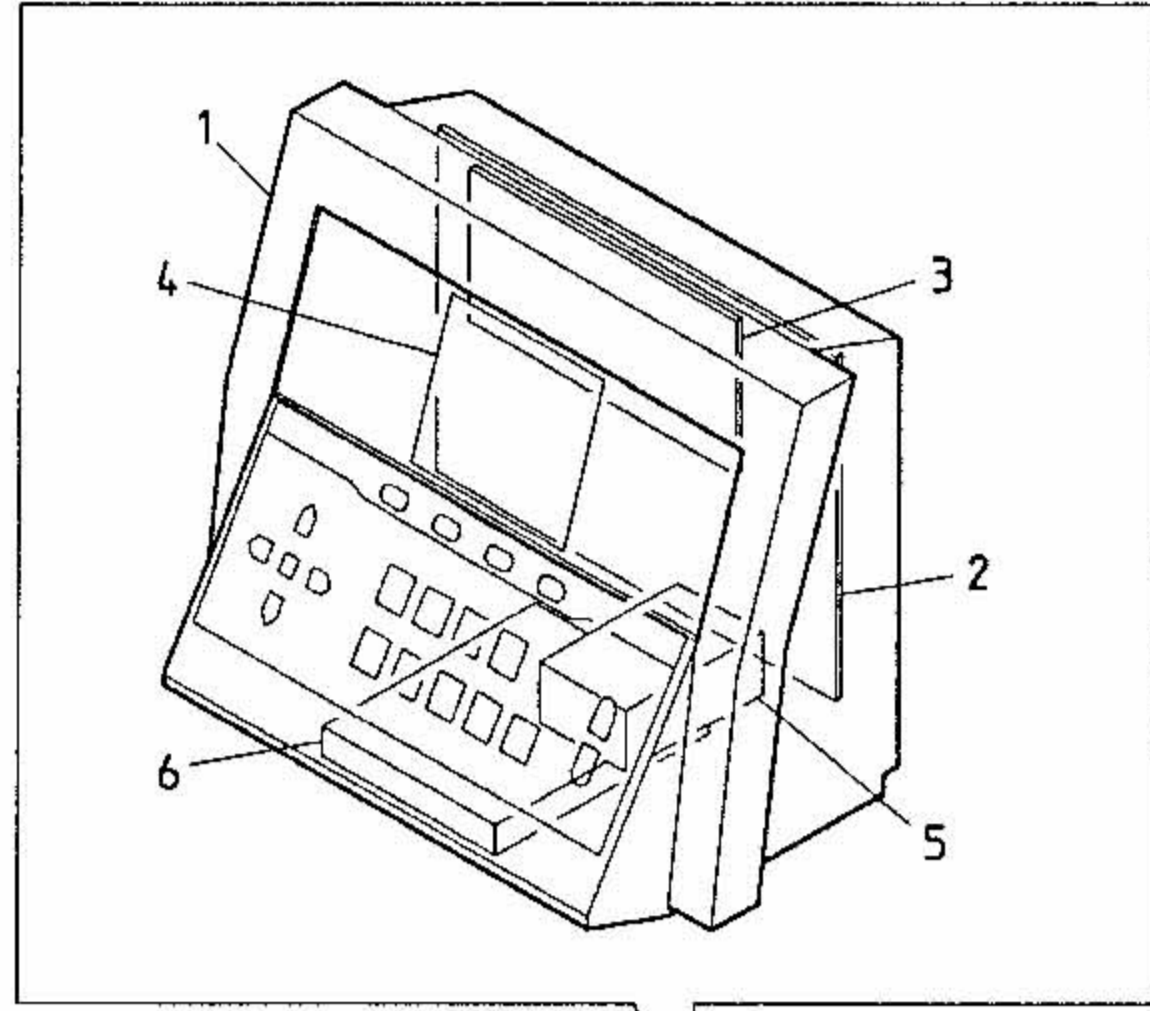
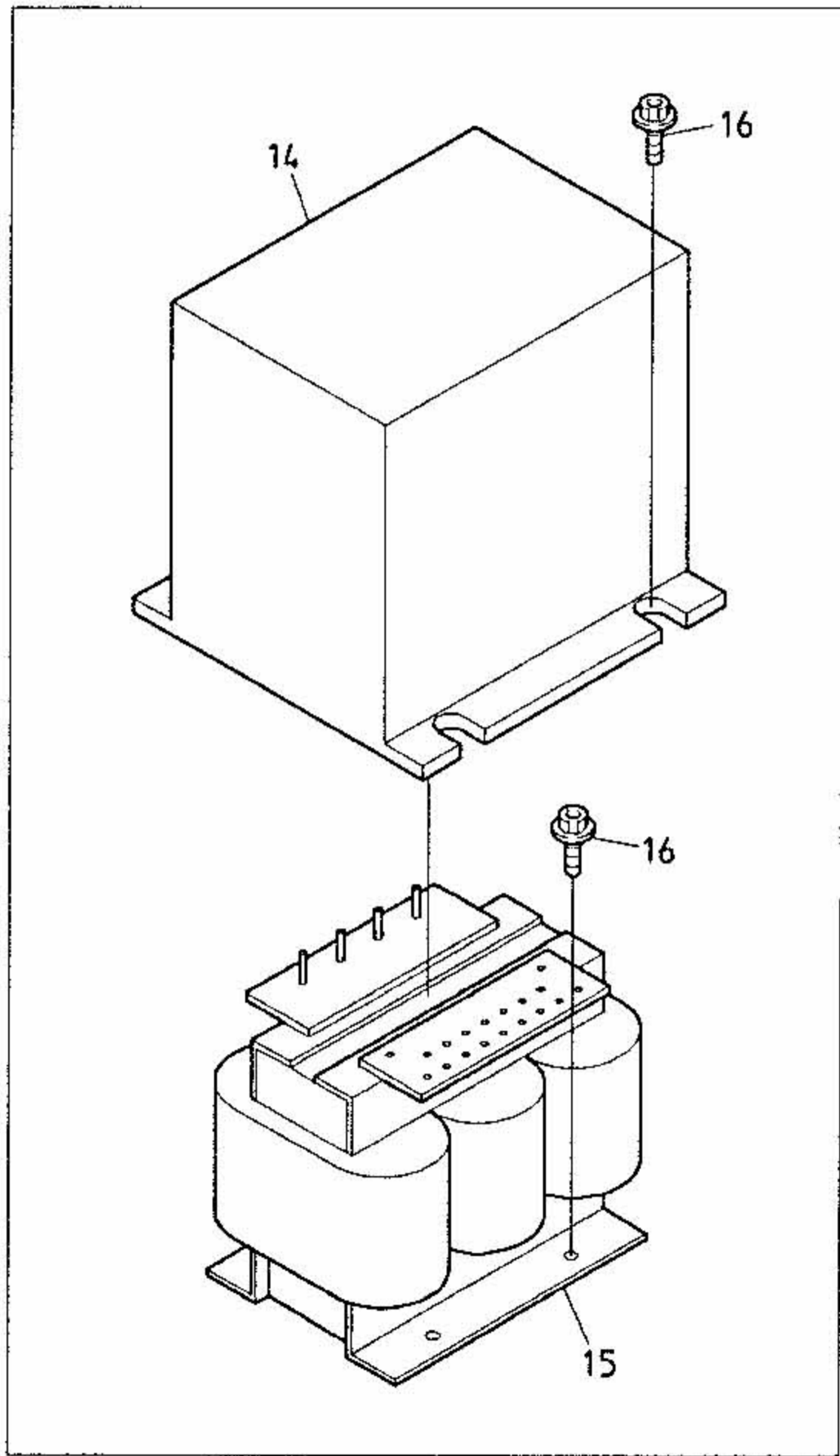
10G Pantograph drive G  
 枠駆動G



BENSH-YN/YS-S  
 BENRH-YN/YS-S



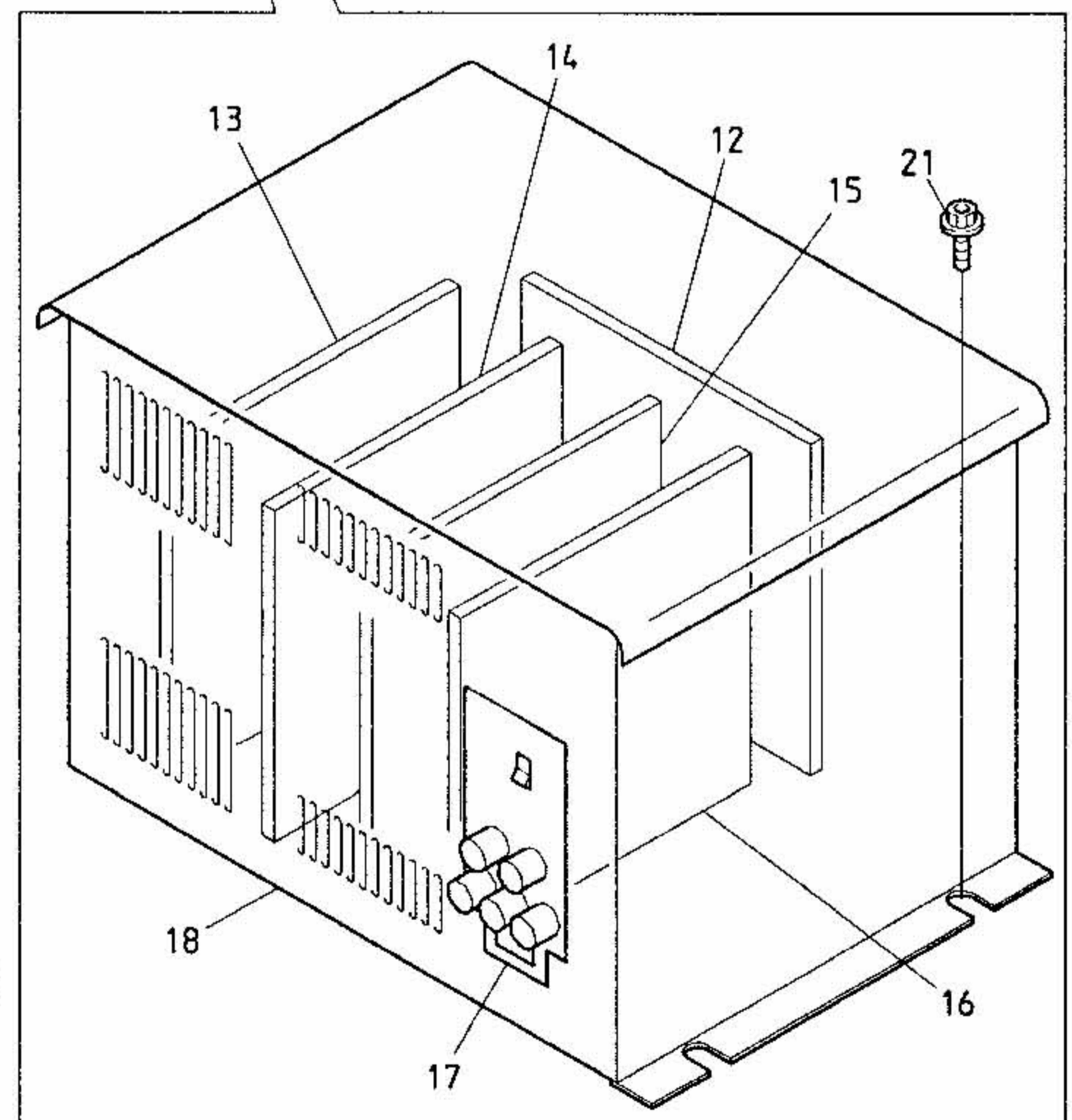
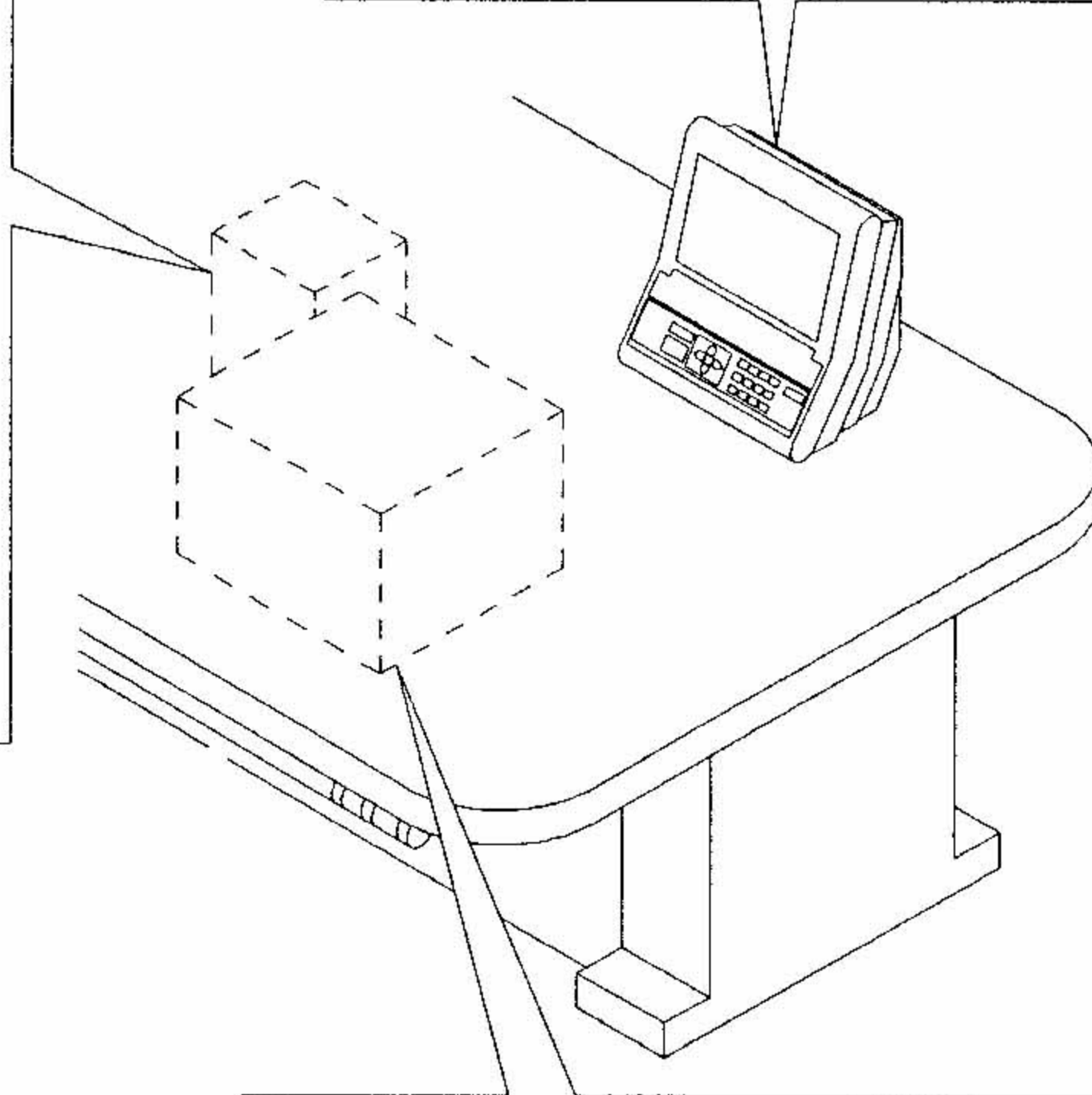
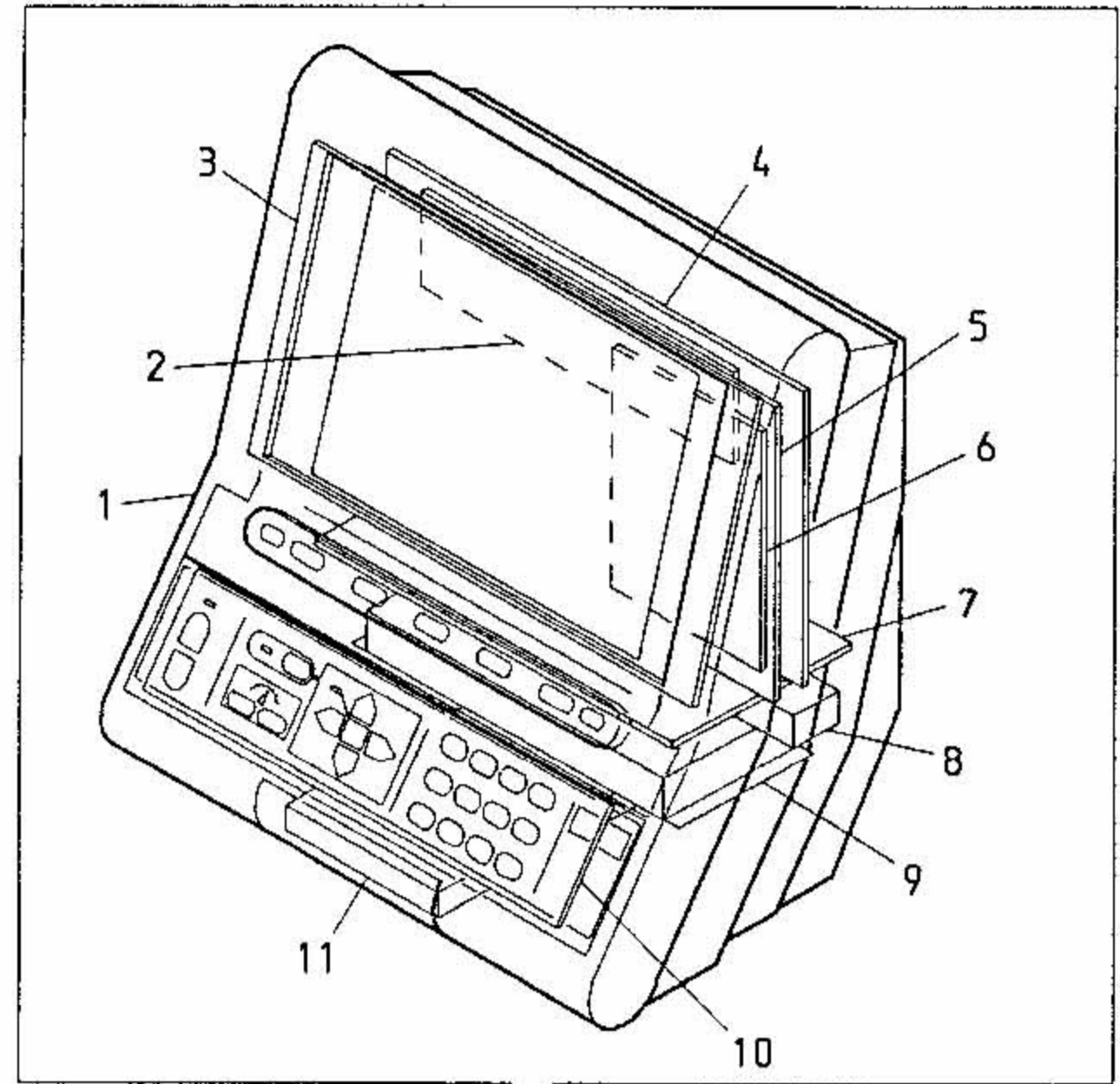
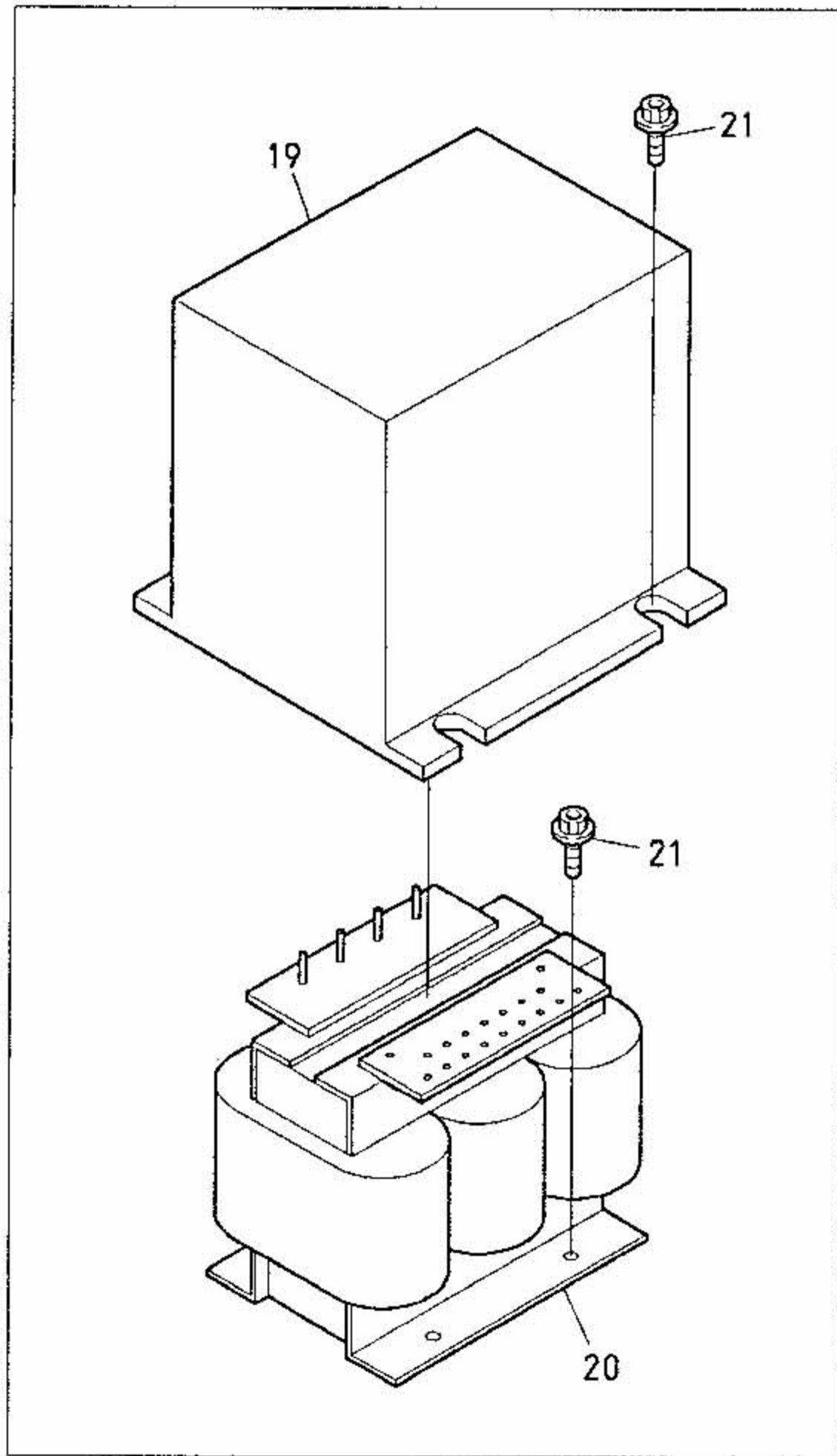
11A-1 Control A (NS)  
 制御A (NS)



BENS-YN/YS    BENS-YN/YS-L    BENSME-YN/YS  
 BENSME-ZN    BENSH-YN/YS-S    BENSH-YN/YS  
 BENSHE-YN/YS    BEMAX-NS



11A-2 Control A (NR)  
 制御A (NR)

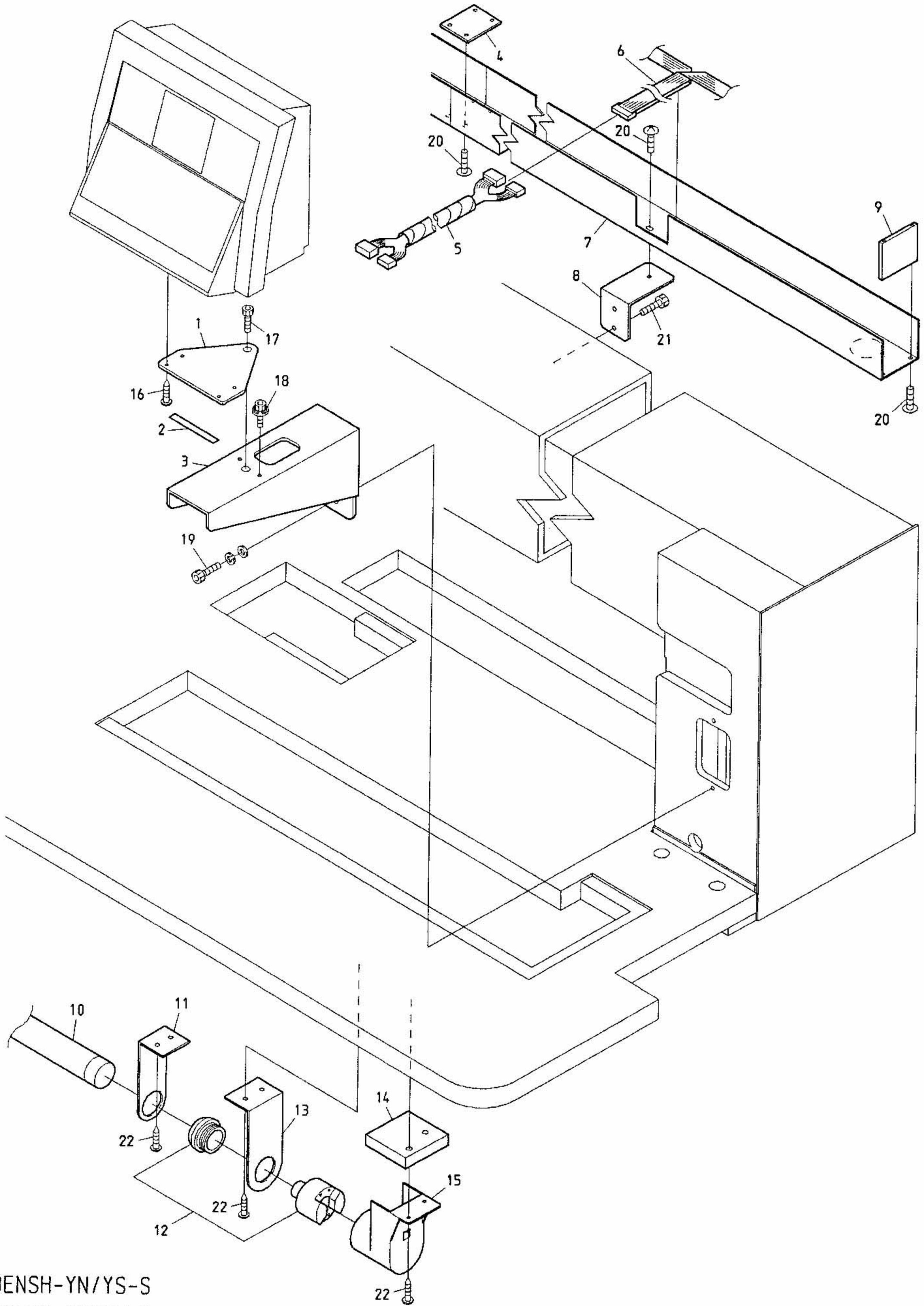


BENR-YN/YS    BENR-YN/YS-L    BENRME-YN/YS  
 BENRME-ZN    BENRH-YN/YS-S    BENRH-YN/YS  
 BENRHE-YN/YS    BEMAX-NR





11B Control B  
制御B

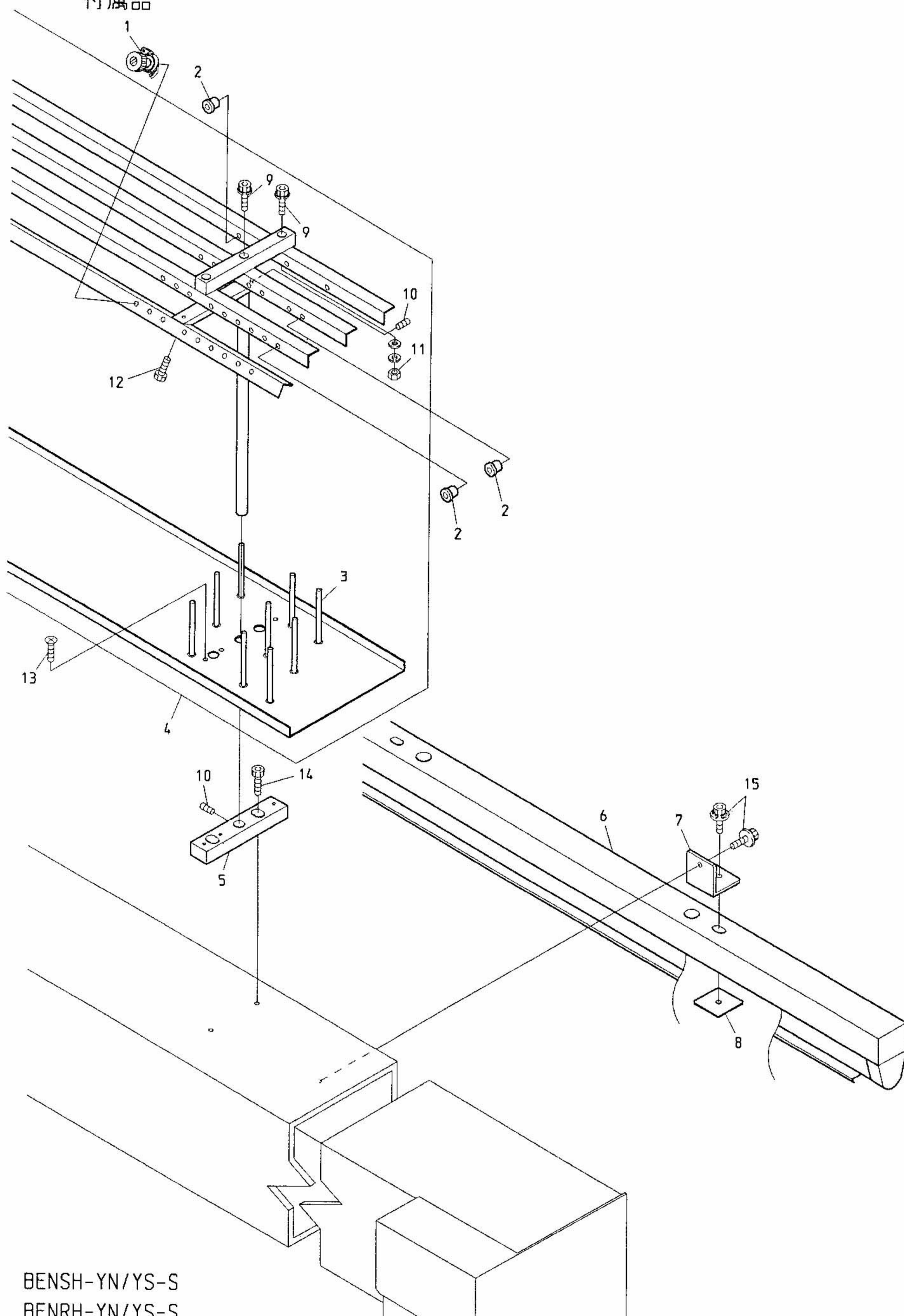


BENSH-YN/YS-S  
BENRH-YN/YS-S



12 Accessories

付属品



BENSH-YN/YS-S  
BENRH-YN/YS-S



I N D E X

LIST No.	SECTION No.	ITEM	LIST No.	SECTION No.	ITEM
1ARF20300500DZ1	0 0	27	A 9 0 1 2 3 6 7	0 4 B	27
1CRF20300500DZ2	0 0	12	A 9 0 1 2 3 6 8	0 4 B	17
1ERF20300500Z	0 0	6	A 9 0 1 3 0 6 6	0 2 C	16
1GRF20300500DZ0	1 0 A	2	A 9 0 1 4 0 5 1	0 5	14
1SRF20300500Z	0 0	8	A 9 0 1 4 0 5 5	0 4 A	16
2DRF20300	1 1 B	6	A 9 0 2 0 1 3 1	0 8 B	19
A 9 0 1 0 0 0 1	0 7 B	8	A 9 0 2 0 1 7 1	0 8 A	13
A 9 0 1 0 0 1 7	0 3 B	15	A 9 0 5 2 0 0 5	0 2 B	4
A 9 0 1 0 0 3 5	1 0 A	5	A 9 0 5 2 0 2 4	1 0 G	21
A 9 0 1 0 0 5 6	1 0 D	10	A 9 0 5 2 0 2 4	1 0 C	6
A 9 0 1 0 0 5 6	1 0 G	14	A 9 0 5 2 0 2 8	0 2 C	10
A 9 0 1 0 0 6 4	0 2 B	8	A 9 0 5 2 0 3 0	1 0 C	26
A 9 0 1 0 0 6 8	1 0 C	11	A 9 0 5 2 0 3 0	1 0 G	19
A 9 0 1 0 1 0 0	0 1 B	4	A 9 0 5 2 0 3 1	1 0 C	9
A 9 0 1 0 1 0 1	0 1 B	3	A 9 0 5 2 0 3 1	1 0 G	22
A 9 0 1 0 1 0 2	0 1 B	5	A 9 0 5 6 0 1 1	0 7 A	15
A 9 0 1 1 0 2 1	0 3 A	5	A 9 0 5 6 0 1 3	0 2 D	19
A 9 0 1 1 0 2 1	0 4 A	19	A 9 0 5 6 0 1 8	0 2 C	1
A 9 0 1 1 0 2 2	0 4 A	20	A 9 0 5 6 0 2 0	0 5	1
A 9 0 1 1 0 2 3	0 4 A	18	A 9 0 5 6 0 2 2	0 2 A	8
A 9 0 1 1 0 3 5	0 8 B	3	A 9 0 6 5 0 7 4	0 2 B	13
A 9 0 1 1 0 4 0	0 8 A	4	EAY033A1	1 1 A-1	1
A 9 0 1 1 0 4 0	0 8 B	15	EAY038A1	1 1 A-2	1
A 9 0 1 1 0 6 3	1 0 E	21	EAY042A2	1 1 A-2	18
A 9 0 1 1 0 6 3	1 0 F	21	EAY042A2	1 1 A-1	13
A 9 0 1 1 0 6 3	1 0 B	22	EAY042A3	1 1 A-2	21
A 9 0 1 1 1 1 1	0 1 B	2	EAY042A3	1 1 A-1	16
A 9 0 1 1 1 1 1	0 1 A	1	EAY044A2	1 1 A-2	20
A 9 0 1 1 1 5 2	0 3 A	4	EAY044A2	1 1 A-1	15
A 9 0 1 2 0 0 1	0 7 A	7	EBY00910	0 6 B-2	2
A 9 0 1 2 0 0 2	0 2 B	15	EBY00920	0 6 B-2	2
A 9 0 1 2 0 0 2	0 7 A	14	EBY01110	0 6 B-1	9
A 9 0 1 2 0 5 1	0 5	15	EBY01120	0 7 B	4
A 9 0 1 2 0 5 3	0 4 A	33	EBY01150	0 6 A-1	12
A 9 0 1 2 0 5 5	0 7 A	18	EBY01240	1 1 A-1	3
A 9 0 1 2 0 5 6	0 2 D	12	EBY01250	1 1 A-1	2
A 9 0 1 2 0 6 8	0 8 B	10	EBY01260	1 1 A-1	4
A 9 0 1 2 1 2 6	1 0 C	18	EBY01270	1 1 A-1	5
A 9 0 1 2 1 2 7	1 0 C	16	EBY01301	1 1 A-1	10
A 9 0 1 2 1 4 3	0 7 A	22	EBY01301	1 1 A-2	15
A 9 0 1 2 1 5 4	0 1 A	3	EBY01340	1 1 A-1	9
A 9 0 1 2 1 6 3	0 3 B	16	EBY01340	1 1 A-2	14
A 9 0 1 2 1 6 4	0 4 B	10	EBY01350	1 1 A-1	6
A 9 0 1 2 2 1 3	0 0	25	EBY01410	1 1 A-2	7
A 9 0 1 2 3 2 4	0 6 B-2	6	EBY01530	1 1 A-2	5

I N D E X

LIST No.	SECTION No.	ITEM	LIST No.	SECTION No.	ITEM
EBY01540	11A-2	4	HB240020	05	4
EBY01550	11A-2	2	HB240030	05	5
EBY01560	11A-2	7	HB240041	05	3
EBY01570	11A-2	10	HB240060	05	9
EBY01580	11A-2	6	HB240070	05	13
EBY01590	11A-2	9	HB240080	05	11
EBY01600	11A-2	3	HB240090	05	10
EBY01640	06A-2	12	HB240110	05	12
EBY01800	11A-2	12	HB240151	03A	2
EBY01800	11A-1	7	HB240160	06A-2	11
EBY01810	11A-1	8	HB240161	03A	13
EBY01810	11A-2	13	HB240200	06A-2	17
EBY01820	11A-2	16	HB240200	06A-1	20
EBY01820	11A-1	11	HB240220	06A-1	22
EBY01830	11A-1	12	HB240220	06A-2	19
EBY01830	11A-2	17	HB240240	06A-1	24
FNO70011SNY	04A	12	HB240240	06A-2	22
HB130020	08B	2	HB240300	06A-1	13
HB130030	08B	2	HB240300	06A-2	13
HB220010	01A	8	HB240390	06A-2	35
HB230011	03B	13	HB310070	08A	7
HB230020	03B	11	HB310070	08B	16
HB230030	03B	14	HB310080	08B	9
HB230040	03B	19	HB310100	08B	7
HB230051	03B	10	HB310110	08A	1
HB230062	03B	9	HB310120	08B	14
HB230070	03B	8	HB310140	08A	11
HB230080	03B	7	HB310160	08B	6
HB230160	04B	11	HB310180	08B	20
HB230180	04A	24	HB310280	08A	15
HB230190	04A	3	HB320030	01B	1
HB230200	04B	13	HB320050	01B	1
HB230220	04C	14	HB330010	07B	12
HB230241	04C	9	HB330020	07B	5
HB230261	04C	8	HB330040	07A	5
HB230271	04C	7	HB330060	07A	16
HB230281	04C	12	HB330070	07A	2
HB230341	03B	12	HB330080	07A	17
HB230350	04C	10	HB330090	07A	1
HB230360	04C	11	HB330101	07A	21
HB230620	03B	4	HB330111	07B	9
HB230750	03A	12	HB330120	07A	3
HB230800	03B	20	HB330130	07B	7
HB240011	05	2	HB330140	07B	1

I N D E X

LIST No.	SECTION No	ITEM	LIST No.	SECTION No	ITEM
HB330140	07B	1	HP210341	01A	15
HB330150	07B	15	HP211050	01A	15
HB330160	07B	6	HP220680	01A	9
HB330180	07A	26	HP220712	01A	4
HB330190	07B	14	HP231370	04B	26
HB330200	07B	13	HP241122	06A-2	6
HB330211	07B	11	HP241151	06A-2	2
HB330221	07B	10	HP241160	06A-2	7
HB540040	06B-2	3	HP241180	06A-2	3
HB540050	06B-2	3	HP241381	06A-2	8
HB540070	06B-2	1	HP241410	06A-2	1
HB710010	12	7	HP241430	12	1
HB710020	12	8	HP241440	06A-2	5
HB790030	06A-2	34	HP241450	06A-2	4
HH140260	00	15	HP241460	06A-2	4
HH140481	00	16	HP241480	06A-2	10
HH140940	00	3	HP310150	08B	8
HH220570	01A	13	HP310210	08A	6
HH320550	08A	10	HP310220	08A	17
HH330670	07A	25	HP321082	01A	16
HH330760	02B	16	HP321090	01A	17
HH330770	07A	10	HP321100	08B	4
HH481931	10G	2	HP321110	00	9
HH481931	10D	13	HP321120	00	11
HH481931	10B	20	HP321140	10D	14
HH481970	10E	20	HP321140	10G	5
HH481970	10B	21	HP321710	01B	7
HH481970	10F	20	HP321720	01B	8
HH481970	01B	6	HP331560	07A	13
HH481980	10E	11	HP331610	07A	12
HH481980	10B	11	HP331660	07A	8
HH481980	10F	11	HP331700	07A	23
HK220681	01A	9	HP331922	01B	10
HM330060	07A	20	HP331950	07A	24
HP120020	00	24	HP460160	10C	17
HP120030	00	22	HP460170	10C	19
HP130021	00	7	HP482270	10B	5
HP140090	00	2	HP482590	10B	6
HP14010085	00	1	HT220010	01A	11
HP140111	00	20	HT220020	01A	10
HP140120	00	21	HT220030	01A	10
HP140170	00	18	HT220040	01A	5
HP141090	00	4	HT220050	01A	5
HP141130	00	14	HT230011	03B	1

I N D E X

LIST No.	SECTION No.	ITEM	LIST No.	SECTION No.	ITEM
HT 230020	03A	3	HT 230590	04C	15
HT 230030	03A	8	HT 230600	04C	3
HT 230041	04A	29	HT 230610	04C	1
HT 230063	04A	17	HT 230620	05	8
HT 230070	03A	9	HT 230631	05	6
HT 230080	03A	11	HT 230660	03B	18
HT 230090	03B	2	HT 230670	04A	11
HT 230100	03B	3	HT 230690	04A	15
HT 230111	04A	32	HT 230720	04C	2
HT 230120	04A	10	HT 230730	04B	18
HT 230130	04A	2	HT 230750	04B	23
HT 230143	04A	8	HT 230760	04B	9
HT 230151	04A	28	HT 230770	04B	22
HT 230170	03A	10	HT 230810	04A	6
HT 230180	04A	22	HT 230820	04A	1
HT 230220	05	7	HT 230830	02D	35
HT 230251	04A	7	HT 230890	03B	5
HT 230263	04A	34	HT 230900	03B	1
HT 230270	03A	15	HT 230930	04C	6
HT 230280	04B	20	HT 240000	03A	1
HT 230290	04B	15	HT 240010	03A	14
HT 230300	03A	6	HT 240020	06A-1	9
HT 230320	04B	2	HT 240062	06A-1	10
HT 230330	04A	30	HT 240100	06B-1	7
HT 230340	04B	3	HT 240120	06A-1	1
HT 230361	02D	23	HT 240130	06A-1	2
HT 230370	04B	4	HT 240140	06A-1	3
HT 230380	04C	4	HT 240151	06A-1	4
HT 230410	04C	13	HT 240160	06A-1	5
HT 230420	04C	5	HT 240171	06A-1	6
HT 230450	04B	6	HT 240180	06A-1	7
HT 230460	04B	7	HT 240211	06A-1	15
HT 230470	04B	14	HT 240220	06A-1	16
HT 230480	04B	8	HT 240230	06A-1	17
HT 230490	04B	1	HT 240240	06A-1	19
HT 230500	04B	5	HT 240250	06B-1	4
HT 230510	04B	12	HT 240270	06B-1	10
HT 230520	04B	16	HT 240280	06B-1	8
HT 230530	04B	19	HT 240290	06B-1	2
HT 230540	03A	7	HT 240300	06B-1	3
HT 230550	04A	21	HT 240310	06B-1	5
HT 230560	04B	21	HT 240331	06A-1	18
HT 230570	04A	14	HT 240391	06A-1	11
HT 230580	03B	17	HT 240430	06A-1	23



I N D E X

LIST No.	SECTION No.	ITEM	LIST No.	SECTION No.	ITEM
HT240430	06A-2	21	HV310080	08B	13
HT240440	06A-2	23	HV310090	08B	12
HT240440	06A-1	25	HV310100	08B	11
HT240460	06A-2	18	HV310110	08A	3
HT240460	06A-1	21	HV310120	08A	12
HT240470	06A-1	26	HV330011	11B	1
HT240524	06A-1	14	HV330022	11B	2
HT270001	02D	2	HV330030	11B	3
HT270010	02D	22	HV330040	11B	1
HT270021	02D	5	HV510010	11B	3
HT270030	02D	1	HV710010	12	6
HT270040	02D	4	HV710020	12	6
HT270062	02D	25	HV720010	00	23
HT270070	02C	3	HW480050	10A	7
HT270080	02D	11	HW480070	10A	6
HT270090	02D	14	HW480080	10A	4
HT270100	02D	10	KB240060	06A-2	16
HT270110	02C	14	KB240100	06A-2	15
HT270120	02D	9	KC270101	02D	18
HT270350	02D	24	KC270271	02D	6
HT270640	02D	20	KC270292	02D	7
HT330001	07A	4	KC271440	02B	1
HT710000	12	3	KC320820	08A	2
HV250010	02A	1	KC320820	08B	5
HV270020	02A	12	KC330170	07B	3
HV270030	02A	9	KC330180	02B	3
HV270040	02A	4	KC330280	07B	2
HV270060	02A	3	KC330310300	07A	6
HV270070	02A	5	KC330410	02B	17
HV270080	02A	2	KC330410	07A	9
HV270090	02A	6	KC330410	04A	5
HV270100	02A	11	KC330420	07A	11
HV270200	02B	7	KC520020	11A-1	14
HV270210	02B	2	KC520020	11A-2	19
HV270220	02B	11	KF220302	01A	6
HV270240	02B	10	KF220411	01A	7
HV270280	02B	6	KF220421	01A	7
HV310020	08B	1	KF220440	01A	6
HV310030	00	10	KF220511	01A	14
HV310040	08A	9	KF220780	01A	8
HV310050	08A	16	KF230240	04A	13
HV310060	08B	17	KF230500	03B	6
HV310070	08A	8	KF230530	04B	25
HV310070	08B	18	KF230582	02D	3

I N D E X

LIST No.	SECTION No.	ITEM	LIST No.	SECTION No.	ITEM
KF230630	07A	19	KN310010	08A	14
KF230640	02A	7	KN313670	08A	5
KF230640	04A	4	KN480350580	10A	3
KF230661	04A	26	KN511020	01B	9
KF230670	04A	27	KN540500	06B-2	5
KF230910	04A	9	KN540510	06B-2	7
KF240900	12	2	KN540510	06B-1	6
KF250220	02D	36	KN540520	06B-2	8
KF250231	02D	38	KR480100	10G	15
KF250241	02D	37	KR480100	10D	11
KF250250	02D	39	KU241400	06A-2	14
KF250900	02A	13	KX510060	11B	9
KF320520	10G	7	LB240020	06B-2	4
KF320520	10D	2	LB240040	06B-2	9
KF330180	04A	23	LB240080	06B-1	1
KF530111	11B	12	RF13000060	00	5
KF530120	11B	12	RF140010	00	19
KF530150	11B	15	RF140020	00	17
KF530160	11B	10	RF250030	10D	1
KF730500	10A	1	RF250040	10D	6
KG250010	06A-2	20	RF250050	10G	1
KL230180	04A	25	RF250060	10G	16
KL270000	02D	8	RF250080	10C	15
KL270040	02D	13	RF250090	00	13
KL270060	02D	15	RF310000	10G	17
KL270070	02D	17	RF450030	10G	23
KL270081	02C	2	RF450040	10C	7
KL270091	02C	11	RF450050	10C	5
KL270101	02C	5	RF450060	10G	20
KL270110	02C	8	RF450070	10G	18
KL270120	02C	7	RF450100	10C	8
KL270130	02C	6	RF460000	10C	25
KL270260	02C	9	RF460010	10F	4
KL270400	02C	13	RF460010	10E	4
KL270450	02C	12	RF470000	10B	19
KL270520	02D	16	RF470010	10D	12
KN271720	02B	12	RF470020	10G	3
KN271750	02B	9	RF48000G60	10B	25
KN271782	02B	8	RF48001B60A	10C	10
KN271800	02B	14	RF48002A60A	10C	10
KN272350	02B	5	RF48003G500	10E	19
KN272400	02C	4	RF48004G500	10F	19
KN272400	02D	21	RF480050	10C	24
KN272400	02A	10	RF480060	10B	8

I N D E X

LIST No.	SECTION No	ITEM	LIST No.	SECTION No	ITEM
RF480070	10E	5	RF48027G60	10C	21
RF480070	10F	5	RF48028G60	10C	23
RF480080	10B	24	RF48029G60	10C	22
RF480080	10F	22	RF480300	10B	3
RF480080	10E	22	RF480300	10E	3
RF480090	10F	23	RF480300	10F	3
RF480090	10B	23	RF480300	10C	3
RF480090	10E	23	RF480310	10B	2
RF480100	10E	10	RF480310	10E	2
RF480100	10B	12	RF480310	10F	2
RF480100	10F	10	RF480310	10C	2
RF480110	10B	14	RF480320	10E	14
RF480120	10E	9	RF480320	10B	27
RF480120	10F	9	RF480320	10F	14
RF480120	10B	13	RF480350	10C	27
RF480130	10B	29	RF480360	10B	16
RF480130	10E	13	RF480370	10E	16
RF480130	10F	13	RF480370	10F	16
RF480140	10F	6	RF480380	10C	4
RF480140	10B	9	RF48039G60	10A	10
RF480140	10E	6	RF480400500	10A	12
RF480150	10B	26	RF480410500	10A	11
RF480150	10F	15	RF480420	10C	20
RF480150	10E	15	RF480430	10A	8
RF480160	10F	12	RF480440	10B	4
RF480160	10B	28	RF480451	10B	7
RF480160	10E	12	RF480460	10B	17
RF480170	10E	1	RF480460	10F	17
RF480170	10F	1	RF480460	10E	17
RF480170	10B	1	RF480471	10A	9
RF480170	10C	1	RF490000	10D	7
RF480180	10E	24	RF490000	10G	11
RF480190	10C	14	RF490010	10D	15
RF480200	10C	12	RF490010	10G	6
RF480210	10C	13	RF490020	10D	8
RF480220	10E	7	RF490030	10G	12
RF480220	10B	10	RF490040	10D	3
RF480220	10F	7	RF490040	10G	9
RF480240	10B	18	RF490050	10G	13
RF480250	10F	18	RF490050	10D	9
RF480250	10E	18	RF490060	10G	8
RF480260	10B	15	RF490060	10D	4
RF480260	10E	8	RF490070	10D	16
RF480260	10F	8	RF490080	10G	10

